












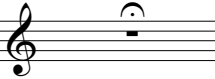




5

for amplified solo harpsichord CD and dancer

PAUL NEWLAND

for Jane Chapman

Harpsichord (amplified) - perform actions at indicated times - other actions may be performed at your own pace in the order given perform as many as is comfortable in the time available skipping to the given action indicated at the next specified timing.

stopwatch 0':00"			
	(all notes plucked unless otherwise stated)		
1':00"		3':00"	
	place tuning wrench on tuning pin then remove		run finger along string producing feedback type sound
			
	couple keyboards		uncouple keyboards
	run finger along string producing feedback type sound		place tuning wrench on tuning pin then remove
			
	place tuning wrench on tuning pin then remove		place tuning wrench on tuning pin then remove
1':35"			couple keyboards
			
	uncouple keyboards		uncouple keyboards
	place tuning wrench on tuning pin then remove		run finger along string producing feedback type sound
2':00"			place tuning wrench on tuning pin then remove
2':30"			
	run finger along string producing feedback type sound		run finger along string producing feedback type sound
		4':09"	remove ebows
	place tuning wrench on tuning pin then remove	4':15"	
	couple keyboards	5':00"	END
	