

Shlomowitz

Preview File Only

Slow Hand Clap

2 percussionists

Matthew Shlomowitz, *Slow Hand Clap*

For two percussionists

Written for Duo Vertigo

Duration: 7-8 minutes

Composed: March – July 2006

First performed on 5 October 2006 by Duo Vertigo in the Cutting Edge series at The Warehouse (London).

Performance notes

Instrumentation: Each player has four sounds – three instruments plus handclap.

The players each choose their three instruments (conventional percussion instruments or not) within the following guidelines:

- Instrument 1: the two players should select **identical** instruments (e.g. same pitch, same timbre)
- Instrument 2: the two players should select **similar** instruments (e.g. different pitch, same timbre)
- Instrument 3: the two players should select **different** instruments (e.g. different pitch, different timbre)
- Rhythmic clarity is important so all instruments should have a relatively “dry” character (i.e. minimal decay).
- The instruments selected must be playable with both sticks and with hands - choice of sticks (or mallets) is left to the player’s discretion.
- Instruments 1, 2 & 3 should all have clearly distinct timbres from one another. For example:

Player 1: Instrument 1: metal Instrument 2: wood Instrument 3: skin

Player 2: Instrument 1: metal Instrument 2: wood Instrument 3: plastic

Independence: In sections 2, 4 & 6 (see rehearsal figures) the performers play independently of one another, that is, in their own tempo and without concern for vertical alignment.

1 $\text{♩} = 80$ With sticks

HC 1 2 3

Sempre FF

2 $\text{♩} = 80$ With sticks

HC 1 2 3

Sempre FF

1

HC 1 2 3

5:4

2

HC 1 2 3

7 7

7 7

7 7

7:8

1

HC 1 2 3

5:4

P FF

2

HC 1 2 3

7:8

7:8

7 7

7 7

Preview File Only

2 x7 Independent ♩ = 57

1 HC 1 2 3

After last repeat wait about 2 seconds then begin section 3.

1 FFF 2 FF 3 F 4 P 5 MF 6 ppp 7 ppp

2 Independent ♩ = 80

2 HC 1 2 3

CONTINUE REPEATING (at ppp) UNTIL PLAYER 1 BEGINS SECTION 3 - STOP IMMEDIATELY & JOIN PLAYER 1.

1 FFF 2 FF 3 F 4 P 5 MF 6+ PPP

3 ♩ = 80

3 HC 1 2 3

3 ♩ = 80

3 HC 1 2 3

1 HC 1 2 3

2 HC 1 2 3

1 HC 1 2 3

2 HC 1 2 3

The musical score is organized into three systems, each consisting of two staves labeled '1' and '2'. The notation includes various rhythmic patterns and dynamic markings:

- System 1:** Staff 1 starts with a 5:4 time signature and a **3B** box. Staff 2 starts with a 7:8 time signature and a **3B** box. Both staves feature dynamic markings of **FF**.
- System 2:** Staff 1 features multiple triplet markings (3) and dynamic markings of **(FF)**, **D**, and **FF**. Staff 2 features dynamic markings of **D**, **FF**, and **(FF)**.
- System 3:** Staff 1 features multiple triplet markings (3). Staff 2 features dynamic markings of **7** and **9**.

A large blue watermark reading "Preview File Only" is oriented diagonally from the top-left to the bottom-right across the entire page.

4 X7 Independent ♩ = 57

1 HC 1 2 3

2 HC 1 2 3

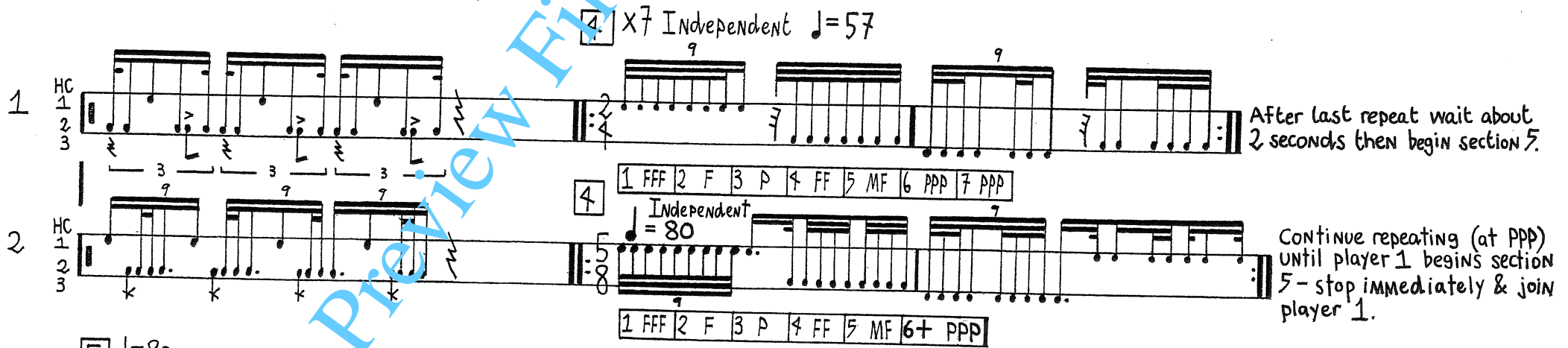
1 FFF 2 F 3 P 4 FF 5 MF 6 PPP 7 PPP

Independent ♩ = 80

1 FFF 2 F 3 P 4 FF 5 MF 6+ PPP

After last repeat wait about 2 seconds then begin section 5.

Continue repeating (at PPP) until player 1 begins section 5 - stop immediately & join player 1.



5 ♩ = 80


1 HC 1 2 3

2 HC 1 2 3

FF

FF

5:4

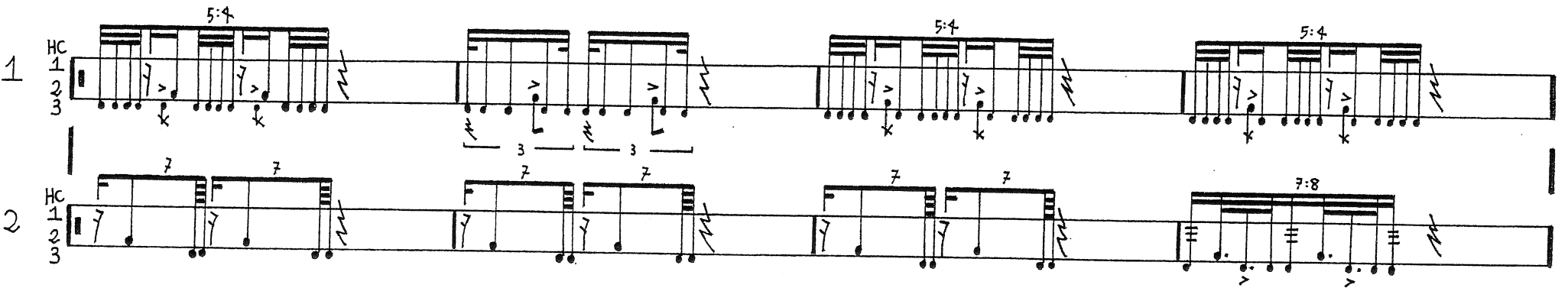


5:4

1 HC 1 2 3

2 HC 1 2 3

7:8



1 HC 1 2 3

2 HC 1 2 3

1 HC 1 2 3

2 HC 1 2 3

1 HC 1 2 3

2 HC 1 2 3

1 HC 1 2 3

2 HC 1 2 3

5:4

7:8

7

7:8

7

9

9

FF

P

Detailed description: This system contains two staves of music. Staff 1 (top) is marked 'HC 1 2 3' and contains a sequence of rhythmic patterns with dynamic markings 'FF' and 'P'. Staff 2 (bottom) is also marked 'HC 1 2 3' and contains similar rhythmic patterns. Above the staves, there are time signature changes to 5:4, 7:8, and 7. Dynamic markings include 'FF' (fortissimo) and 'P' (piano). There are also slurs and accents throughout the piece.

50 Independent ♩=90

1 HC 1 2 3

(FF)

50 Independent ♩=71

2 HC 1 2 3

9

9

7

7:8

7

FF

P

FF

P

Detailed description: This system includes two staves. Staff 1 (top) is marked '1 HC 1 2 3' and has a tempo marking '50 Independent ♩=90' and a dynamic marking '(FF)'. Staff 2 (bottom) is marked '2 HC 1 2 3' and has a tempo marking '50 Independent ♩=71'. The music consists of rhythmic patterns with dynamic markings 'FF' and 'P'. There are also slurs and accents throughout the piece.

1 HC 1 2 3

2 HC 1 2 3

7:8

7

9

9

7

7

7

7

7

P

Detailed description: This system contains two staves of music. Staff 1 (top) is marked '1 HC 1 2 3' and contains rhythmic patterns with dynamic markings 'P' and 'FF'. Staff 2 (bottom) is marked '2 HC 1 2 3' and contains rhythmic patterns with dynamic markings 'FF' and 'P'. Above the staves, there are time signature changes to 7:8 and 7. Dynamic markings include 'P' (piano) and 'FF' (fortissimo). There are also slurs and accents throughout the piece.

1 HC 1 2 3
 7
 7:8
 7:8
 7:8
 Go to section 6 independently
 PUT STICKS DOWN

2 HC 1 2 3
 7
 7:8
 7:8
 7:8
 Go to section 6 independently
 PUT STICKS DOWN

6 X4 Independent ♩=57
 With hands
 9
 9
 9
 9
 After last repeat continue ON INDEPENDENTLY

2 HC 1 2 3
 6 X4 Independent ♩=80 (should begin a few seconds after player 1)
 With hands
 9
 9
 9
 9
 After last repeat continue ON INDEPENDENTLY

Repeat 10 to 15 times

1 HC 1 2 3
 6B Independent (♩=57)
 3
 4
 CONTINUE INDEPENDENTLY

6C X7 Independent (♩=57)
 With hands
 2
 4
 CONTINUE INDEPENDENTLY

7 Together ♩=54 with hands until end-understated
 2
 4
 3
 5
 k

2 HC 1 2 3
 6B Independent (♩=80)
 5
 8
 Repeat until player 1 goes to section 6C then complete bar & continue independently.

6C Independent (♩=80)
 With hands
 2
 4
 Repeat until player 1 goes to section 7 then stop immediately & join player 1.

7 Together ♩=54 with hands until end Understated
 2
 4
 7
 9
 k

Note: * = "scrape" across instrument

1 HC 1 2 3
(Sempre p until end)

2 HC 1 2 3
(Sempre p until end)

1 HC 1 2 3

2 HC 1 2 3

1 HC 1 2 3

2 HC 1 2 3

1 $\text{♩} = 80$ With sticks

HC 1 2 3

SemPre FF

HC 1 2 3

5:4

HC 1 2 3

5:4 P FF

2 x7 Independent $\text{♩} = 57$

HC 1 2 3

9 2:4 4

After last repeat wait about 2 seconds then begin section 3.

1	FFF	2	FF	3	F	4	P	5	MF	6	ppp	7	ppp
---	-----	---	----	---	---	---	---	---	----	---	-----	---	-----

3 $\text{♩} = 80$

HC 1 2 3

FF 3 3

HC 1 2 3

3 5:4 5:4

HC 1 2 3

5:4 5:4 5:4 P

HC 1 2 3

5:4

3B

HC 1 2 3

(FF)

p

FF

HC 1 2 3

4 X7 Independent ♩ = 57

HC 1 2 3

9

9

After last repeat wait about 2 seconds then begin section 5.

- | | | | | | | | | | | | | | |
|---|-----|---|---|---|---|---|----|---|----|---|-----|---|-----|
| 1 | FFF | 2 | F | 3 | P | 4 | FF | 5 | MF | 6 | PPP | 7 | PPP |
|---|-----|---|---|---|---|---|----|---|----|---|-----|---|-----|

5 ♩ = 80

HC 1 2 3

FF

5:4

Preview File Only

HC 1 2 3

5:4

HC 1 2 3

5:4

HC 1 2 3

5B

(ff)

HC 1 2 3

p

ff

HC 1 2 3

3

p

ff

50

HC 1 2 3

5:4

5:4

3

3

3

HC 1 2 3

5

5:4

5

5:4

5

p

ff

HC 1 2 3

5:4

ff

50 Independent ♩ = 90

HC 1 2 3

(ff)

p

ff

HC 1 2 3

p

ff

7:8

7

p

HC 1 2 3

7

7:8

7:8

7:8

ff

p

ff

ff

ff

2

4

PUT STICKS DOWN

Go to section 6 independently

6 x4 Independent ♩ = 57
 With hands
 HC 1
 2
 3
 ppp
 9
 9
 9
 9
 9
 9
 9
 9
 After last repeat continue on independently
 p

Repeat 10-15 times

6B Independent (♩ = 57)
 HC 1
 2
 3
 p
 CONTINUE INDEPENDENTLY
 6C x7 Independent (♩ = 57)
 With hands
 HC 1
 2
 3
 p
 CONTINUE INDEPENDENTLY
 7 Together ♩ = 54 with hands until end - understated
 HC 1
 2
 3
 p
 3
 5

NOTE: * = "scrape" across instrument

HC 1
 2
 3
 (Sempre p until end)
 5
 5
 5
 5
 5
 5
 3

HC 1
 2
 3
 5
 6
 x3
 3
 3
 3

HC 1
 2
 3
 6
 6
 6
 6
 6
 6
 3
 3
 3
 3
 3

1 ♩=80 With sticks

HC 1 2 3

Sempre FF

HC 1 2 3

HC 1 2 3

P FF

(♩=80)

2 Independent

HC 1 2 3

9

1	FFF	2	FF	3	F	4	P	5	MF	6+	PPP
---	-----	---	----	---	---	---	---	---	----	----	-----

Continue repeating (at PPP) until player 1 begins section 3 - stop immediately & join player 1.

3 ♩=80

HC 1 2 3

HC 1
2
3

9 9 7 7 7 7

FF p

HC 1
2
3

7 7 7:8 7:8 7:8

p

HC 1
2
3

7 7 7 7:8 7:8 7:8 7:8

3B

FF

HC 1
2
3

7 7 7 7 7 7

p FF (FF)

HC 1
2
3

7 7 7 7 9 9

p

(♩=80)

HC 1
2
3

9 9 7

4

Independent

7

1	FFF	2	F	3	P	4	FF	5	MF	6+	PPP
---	-----	---	---	---	---	---	----	---	----	----	-----

Continue repeating (at PPP)
until player 1 begins
section 5 - stop immediately
& join player 1.

5 $\text{♩} = 80$

HC 1
2
3

FF

9 9 7 7

HC 1
2
3

7 7 7 7 7:8

HC 1
2
3

7:8 7:8 7 7 7 7

P FF

5B

HC 1
2
3

7:8 7 7 7 7 7 7

P FF

HC 1
2
3

(FF)

7 7 7 7 7 7 7

HC 1
2
3

7 7 9 9 9

P FF

5C

HC 1 2 3

HC 1 2 3

HC 1 2 3

5D Independent $\text{♩} = 71$

HC 1 2 3

HC 1 2 3

HC 1 2 3

Go to section 6 independently

PUT STICKS DOWN

