“...in the cloud cuckoo valley.”(a carnaval)

paul newland

Preview File Only

Instrumentation

trumpet (B^b) (metal and harmon mutes)
horn (F)
clarinet (B^b)
viola
percussion: 3 crotales (high, medium, low)
2 gongs (small, medium)
bass drum (medium)
tomtom
stones
piano

duration approx. 10'
Score in C.

Performance notes:

Each part is performed independently, except at specific moments when players give important cues to each other. Accidentals apply only to the note they precede and only in the octave designated. When playing long notes bow changes and breaths may be taken as necessary. indicates that the majority of the exec. should be left to the end of the note.

This piece was written specifically to be performed in Christ Church Spitalfields. When performed in the concert hall players should spread out around the space, as closely as possible adhering to the seating plan below.

SEATING PLAN

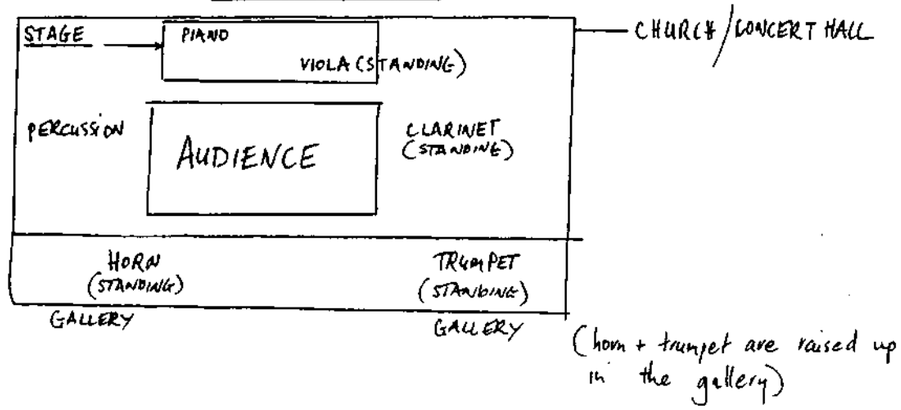

(horn + trumpet are raised up in the gallery)

This work was commissioned for Spitalfields Festival and given its first performance in Christ Church, 7th June '96.

P.N.

Preview Only

The starting points for "...in the cloud cuckoo valley." (a "carnaval") were the space within Christ Church itself and Rowland Emett's mechanical sculpture "A Quiet Afternoon in the Cloud Cuckoo Valley" which also has a strong spatial element .The sculpture consists of a number of mechanical objects and automata which , frozen for the majority of the time , leap into action every fifteen minutes , carrying out a series of repetitive actions , offering a tongue-in-cheek portrayal of an English arcadia . These characteristics are reflected in the music which moves between areas of stillness and activity with various mechanical musical objects , ticking and twisting , moving at various speeds , passing between the various players who project the sounds around across and through the space. Much of the the pitch material which forms the work is derived from the anonymous setting "Gaude Gaude Gaude Virginalis" which can be found in the collection of medieval manuscripts , the Worcester Fragments . "carnaval" is both a reference to the processional nature of the work and to Robert Schumann's piano solo in which he depicts friends , composers and imaginary characters in music.

Paul Newland

Preview Only

"... in the cloud cuckoo valley." (a "carnaval")

Paul Newland

trumpet (B♭)
horn (F)
clarinet (B♭)
viola
percussion
piano

♩=63

small gong
medium gong

gong

8va sempre

♩=66

begin just after vla.

sempre una corde con ped.

Preview
File Only

trpt.
horn.
cl.
vla
perc.
pno

after gong

♩=66

begin after the gong is struck for the 7th time.

METAL MUTE
♩=84

horn begins after the 3rd trpt. note.

sustain as long as breath lasts

♩=72 non vib.

♩=77

♩=66

* score in C

trpt.

hrn

cl

vla

perc.

pn

♩=76

♩=66

♩=72

c. 7"

c. 9"

c. 11"

13"

1.3"

(Ped.)

Preview
File Only

A

Don't continue until all instruments are silent.

(breathe when necessary)

Play when you hear B♭ on trpt.

(breathe when necessary)

loco

(sempre una corda ped.)

trpt

hrn

cl.

vla.

perc.

pn

Each note seperated

♩=54 rall.

♩=48

poco a poco accel.

poco a poco accel.

♩=64 Each note seperated

♩=52 Each note seperated

♩=52 accel

♩=72

(una corda) Ped. to fade

B

trpt.

hrn.

cl.

vla

perc

pn

♩=72

accel.

♩=84

rall.

♩=63

♩=63

♩=63 (come off on tpt. entry)

after 4th low G# on tpt.

♩=48

Preview File Only

* most of the cresc. at the end of the note

trpt.

hrn.

cl.

vla

perc.

pn

(♩=63)

♩=72

harmon mute

♩=63

♩=76

♩=76 (begin after 8th trumpet G#)

repeat until you hear trumpet entry

begin after trumpet G#

(♩=48)

♩=72

no pedal

File Only

Preview

6"

begin when you hear entry vlola

♩=76

5"

begin when viola is above

(♩=76) senza sord.



Preview File Only

D

trpt.

horn

cl.

vla

perc

pn

hold as long as breath lasts

off on short clenched note

wait 'til piano chord reaches hp

12"

when you hear low B on horn

con pedale

to fade

metal mute

poco a poco accel.

save most of this cresc. for the end of the note

horn begins after 3rd trpt. cresc.

poco a poco accel.

poco a poco accel.

(keep pedal down.)

File Only

Preview

E

senza sord.

trpt.

hrn.

cl.

vla

perc.

pn

keep pedal down.

F

begin when hrn. ends exes.

wait until all players have finished the repeat and are on a pause, then go on,

(2nd time)

hold until you hear trpt play short note

tom-tom

bass drum

molto vib.

non vib.

Without pedal

(ped)

Preview

File Only

G

♩=96

trpt.

hrn.

cl.

vla

perc.

pn

gva

wait for long Bbm. horn

hold with middle pedal

gva

begin vla horn begin short notes senza ped

Preview File Only

trpt.

hrn.

cl.

vla

perc.

pn.

pause until all players have been on the pause for 3-4"

(♩=96)

trumpet begin off

♩=108

8va

senza ped.



Preview File Only

K

repeat as fast as possible

wait 'til all players have been repeating same note figure for c. 5"

wait for sound to die. Min. 20"

(ped. →)

L

harmon mute

stop as soon as you hear gong

(ped.) → (down 'til end)

M

N

stop as soon as you hear piano chord

begin after piano chord

off on pn. chord

fade

Finsbury Park 14.3.96

P.N.

Preview File Only