

# readymade [III]

for mixed ensemble

Preview File Only

Paul Newland

# readymade [III]

for mixed ensemble

Preview File Only

## clarinet I

Paul Newland

# readymade III

## Instrumentation

2 Clarinets (Bb)


Piano (optionally, this may be prepared using screws, wrapped in gaffer tape, to produce a gong-like sustained sound rich in harmonics)

2 Violas ( 2nd is optional)

'Cello

Double Bass

duration c. 11mins.



## Seating Plan

First performance in the Ship Studio by the Composers Ensemble, Dartington International Summer School, 29th August '97.

# readymade [III]

## Performance notes

Players perform their parts independently of each other, paying particular attention to their tempo indications.

The performance falls into six sections.

**section 1:** Perform panel I as for traditional notation , (ie left to right, top to bottom.)

pause for 2"

**section 2:** Choose any panel. Leaving out two rows , play through the remaining material in any order other than for traditional notation.

pause for 3"

**section 3:** Perform panel II as for traditional notation.

pause for 0"

**section 4:** Choose any panel. Leaving out two rows , play through the remaining material in any order other than for traditional notation

pause for 5"

**section 5:** Perform panel III as for traditional notation.

pause for 7"

**section 6** Choose any panel. Leaving out three rows , play through the remaining material in any order other than for traditional notation

Wait until each player has finished performing a particular section before holding your pause.

Where only a single dynamic marking is given the beginning of each note should crescendo from nothing to the marked dynamic and then fade to nothing at its end.

A player is nominated to begin the piece . This should not be the pianist.

**Seating:** Players should be seated so as to surround the audience, (see plan).

readymade III

Clarinet B<sup>b</sup>  
(I)

PANEL I

♩=56

Handwritten musical score for Clarinet B<sup>b</sup>, Panel I. The score consists of six staves of music, each with four measures. The first five staves contain notes, rests, and dynamic markings (pp, mp, p, pp, mp, pp). The sixth staff is empty except for a fermata. A diagonal watermark "Preview File Only" is present across the middle staves.

◁ = cresc. from nothing

a single dynamic marking e.g. "pp" implies ◁ pp ▷

Clarinet in B<sup>b</sup>  
(I)

# readymade III

## panel II

♩ = 56

Handwritten musical score for Clarinet in B<sup>b</sup>, panel II. The score is organized into five staves, with the first four staves grouped into a 2x2 grid. The fifth staff is positioned below the grid. The music is written in treble clef with a key signature of two flats (B<sup>b</sup>). The tempo is marked as ♩ = 56. Dynamics include *pp*, *p*, *mp*, and *p*. A diagonal watermark "Preview File Only" is present across the middle of the score.

A single staff of music at the bottom of the page, containing a single note with a fermata.

# readymade III

Clarinet (B<sup>b</sup>)  
(I)

panel III

♩ = 54

The musical score consists of six staves of music, organized into four measures. The notation includes various notes, rests, and dynamic markings. A large blue watermark "Preview File Only" is overlaid diagonally across the score.

- Staff 1:** Treble clef, 4/4 time signature. Measure 1: quarter rest, quarter note G4, quarter note F4, quarter note E4. Measure 2: quarter note D4, quarter note C4, quarter note B3, quarter note A3. Measure 3: quarter note G3, quarter note F3, quarter note E3, quarter note D3. Measure 4: quarter note C3, quarter note B2, quarter note A2, quarter note G2.
- Staff 2:** Treble clef. Measure 1: quarter rest, quarter note G4, quarter note F4, quarter note E4. Measure 2: quarter note D4, quarter note C4, quarter note B3, quarter note A3. Measure 3: quarter note G3, quarter note F3, quarter note E3, quarter note D3. Measure 4: quarter note C3, quarter note B2, quarter note A2, quarter note G2.
- Staff 3:** Treble clef. Measure 1: quarter note G4, quarter note F4, quarter note E4, quarter note D4. Measure 2: quarter note C4, quarter note B3, quarter note A3, quarter note G3. Measure 3: quarter note F3, quarter note E3, quarter note D3, quarter note C3. Measure 4: quarter note B2, quarter note A2, quarter note G2, quarter note F2.
- Staff 4:** Treble clef. Measure 1: quarter note G4, quarter note F4, quarter note E4, quarter note D4. Measure 2: quarter note C4, quarter note B3, quarter note A3, quarter note G3. Measure 3: quarter note F3, quarter note E3, quarter note D3, quarter note C3. Measure 4: quarter note B2, quarter note A2, quarter note G2, quarter note F2.
- Staff 5:** Treble clef. Measure 1: quarter note G4, quarter note F4, quarter note E4, quarter note D4. Measure 2: quarter note C4, quarter note B3, quarter note A3, quarter note G3. Measure 3: quarter note F3, quarter note E3, quarter note D3, quarter note C3. Measure 4: quarter note B2, quarter note A2, quarter note G2, quarter note F2.
- Staff 6:** Treble clef. Measure 1: quarter note G4, quarter note F4, quarter note E4, quarter note D4. Measure 2: quarter note C4, quarter note B3, quarter note A3, quarter note G3. Measure 3: quarter note F3, quarter note E3, quarter note D3, quarter note C3. Measure 4: quarter note B2, quarter note A2, quarter note G2, quarter note F2.

P.N. 21.9.97

# readymade [III]

for mixed ensemble

Preview File Only

## clarinet II

Paul Newland



# readymade III

## Instrumentation

2 Clarinets (Bb)


Piano (optionally, this may be prepared using screws, wrapped in gaffer tape, to produce a gong-like sustained sound rich in harmonics)

2 Violas ( 2nd is optional)

'Cello

Double Bass

duration c. 11mins.



## Seating Plan

First performance in the Ship Studio by the Composers Ensemble, Dartington International Summer School, 29th August '97.

# readymade [III]

## Performance notes

Players perform their parts independently of each other, paying particular attention to their tempo indications.

The performance falls into six sections.

**section 1:** Perform panel I as for traditional notation , (ie left to right, top to bottom.)

pause for 2"

**section 2:** Choose any panel. Leaving out two rows , play through the remaining material in any order other than for traditional notation.

pause for 3"

**section 3:** Perform panel II as for traditional notation.

pause for 0"

**section 4:** Choose any panel. Leaving out two rows , play through the remaining material in any order other than for traditional notation

pause for 5"

**section 5:** Perform panel III as for traditional notation.

pause for 7"

**section 6** Choose any panel. Leaving out three rows , play through the remaining material in any order other than for traditional notation

Wait until each player has finished performing a particular section before holding your pause.

Where only a single dynamic marking is given the beginning of each note should crescendo from nothing to the marked dynamic and then fade to nothing at its end.

A player is nominated to begin the piece . This should not be the pianist.

**Seating:** Players should be seated so as to surround the audience, (see plan).



Clarinets (B<sup>b</sup>)(II)

PANEL I

♩ = 56

The musical score is written on nine staves. The first staff begins with a treble clef and a key signature of one sharp (F#). The tempo is marked as ♩ = 56. The score is divided into five measures. The first measure contains a half note F#4 with a *pp* dynamic marking and a crescendo hairpin. The second measure contains a whole rest. The third measure contains a half note F#4 with a *p* dynamic marking and a crescendo hairpin. The fourth measure contains a half note G4 with a *mp* dynamic marking. The fifth measure contains a half note A4 with a *p* dynamic marking and a crescendo hairpin. The second staff contains a half note F#4 with a *p* dynamic marking and a crescendo hairpin, followed by a half note G4 with a *p* dynamic marking and a crescendo hairpin, a half note A4 with a *p* dynamic marking and a crescendo hairpin, a half note B4 with a *pp* dynamic marking and a crescendo hairpin, and a half note C5 with a *pp* dynamic marking and a crescendo hairpin. The third staff contains a half note F#4 with a *pp* dynamic marking and a crescendo hairpin, a half note G4 with a *pp* dynamic marking and a crescendo hairpin, a half note A4 with a *mp* dynamic marking and a crescendo hairpin, and a half note B4 with a *p* dynamic marking and a crescendo hairpin. The fourth staff contains a half note F#4 with a *mp* dynamic marking and a crescendo hairpin, a half note G4 with a *pp* dynamic marking and a crescendo hairpin, a half note A4 with a *p* dynamic marking and a crescendo hairpin, and a half note B4 with a *p* dynamic marking and a crescendo hairpin. The fifth staff contains a half note F#4 with a *p* dynamic marking and a crescendo hairpin, a half note G4 with a *pp* dynamic marking and a crescendo hairpin, a half note A4 with a *mp* dynamic marking and a crescendo hairpin, a half note B4 with a *mp* dynamic marking and a crescendo hairpin, and a half note C5 with a *p* dynamic marking and a crescendo hairpin. The sixth staff contains a half note F#4 with a *pp* dynamic marking and a crescendo hairpin, a half note G4 with a *p* dynamic marking and a crescendo hairpin, a half note A4 with a *mp* dynamic marking and a crescendo hairpin, a half note B4 with a *p* dynamic marking and a crescendo hairpin, and a half note C5 with a *p* dynamic marking and a crescendo hairpin. The seventh staff contains a half note F#4 with a *p* dynamic marking and a crescendo hairpin, a half note G4 with a *p* dynamic marking and a crescendo hairpin, a half note A4 with a *mp* dynamic marking and a crescendo hairpin, a half note B4 with a *p* dynamic marking and a crescendo hairpin, and a half note C5 with a *p* dynamic marking and a crescendo hairpin. The eighth staff contains a half note F#4 with a *p* dynamic marking and a crescendo hairpin, a half note G4 with a *p* dynamic marking and a crescendo hairpin, a half note A4 with a *mp* dynamic marking and a crescendo hairpin, a half note B4 with a *p* dynamic marking and a crescendo hairpin, and a half note C5 with a *p* dynamic marking and a crescendo hairpin. The ninth staff contains a half note F#4 with a *p* dynamic marking and a crescendo hairpin, a half note G4 with a *p* dynamic marking and a crescendo hairpin, a half note A4 with a *mp* dynamic marking and a crescendo hairpin, a half note B4 with a *p* dynamic marking and a crescendo hairpin, and a half note C5 with a *p* dynamic marking and a crescendo hairpin.

Note:-  = cresc. from nothing

A single dynamic marking, e.g. "mp" implies  mp 

readymade III

Clanet (B<sup>b</sup>)(II)

♩=56

Panel II

Handwritten musical score for Clannet (B<sup>b</sup>) (II) Panel II. The score consists of 10 staves of music. The first staff has a treble clef and a key signature of two flats (B<sup>b</sup>). The tempo is marked as quarter note = 56. The score is divided into five measures. The notation includes various notes, rests, and dynamic markings such as mp, p, and bb. A large blue watermark "Preview File Only" is overlaid diagonally across the center of the page.

Clarinet (B<sup>b</sup>)(II)

readymade III

♩=56

Panel III

The musical score is written for Clarinet (B<sup>b</sup>) (II) and is titled "Panel III". It is marked with a tempo of ♩=56. The score is organized into seven staves, each containing musical notation and dynamic markings. The dynamics used include *p* (piano), *mp* (mezzo-piano), *pp* (pianissimo), and *f* (forte). The notation includes various note values, rests, and slurs. A large blue watermark "Preview File Only" is overlaid diagonally across the center of the score. At the bottom of the page, there is a single staff with a circled note.

# readymade [III]

for mixed ensemble

Preview File Only

piano

Paul Newland

# readymade III

## Instrumentation

2 Clarinets (Bb)


Piano (optionally, this may be prepared using screws, wrapped in gaffer tape, to produce a gong-like sustained sound rich in harmonics)

2 Violas ( 2nd is optional)

'Cello

Double Bass

duration c. 11mins.



## Seating Plan

First performance in the Ship Studio by the Composers Ensemble, Dartington International Summer School, 29th August '97.

# readymade [III]

## Performance notes

Players perform their parts independently of each other, paying particular attention to their tempo indications.

The performance falls into six sections.

**section 1:** Perform **panel I** as for traditional notation , (ie left to right, top to bottom.)

pause for 2"

**section 2:** Choose any panel. Leaving out two rows , play through the remaining material in any order other than for traditional notation.

pause for 3"

**section 3:** Perform **panel II** as for traditional notation.

pause for 0"

**section 4:** Choose any panel. Leaving out two rows , play through the remaining material in any order other than for traditional notation

pause for 5"

**section 5:** Perform **panel III** as for traditional notation.

pause for 7"

**section 6** Choose any panel. Leaving out three rows , play through the remaining material in any order other than for traditional notation

Wait until each player has finished performing a particular section before holding your pause.

Where only a single dynamic marking is given the begining of each note should crescendo from nothing to the marked dynamic and then fade to nothing at its end.

A player is nominated to begin the piece . This should not be the pianist.

**Seating:** Players should be seated so as to surround the audience, (see plan).



# readymade [III] panel I piano I

sustaining pedal held down throughout

♩ = 54

The musical score consists of six systems of piano music. Each system contains a grand staff (treble and bass clefs) and a lower staff with performance instructions. The dynamics range from *pp* (pianissimo) to *mp* (mezzo-piano). The tempo is marked as ♩ = 54. The score includes various musical notations such as slurs, accents, and fingerings. The instruction 'una corde' is repeated in the lower staff of each system. A large blue watermark 'preview file only' is overlaid diagonally across the middle of the page.

An empty grand staff consisting of a treble clef, a bass clef, and a central line, with no musical notation present.

# readymade [III]

## panel II

sustaining pedal held down throughout

piano I

♩ = 54

The musical score consists of five systems of staves. Each system has a grand staff (treble and bass clefs). The first system includes dynamics *p*, *pp*, *mp*, and *p*, with a *una corde* marking in the second measure. The second system includes dynamics *mp*, *pp*, *mp*, and *p*, with *una corde* markings in the first and second measures. The third system includes dynamics *pp*, *p*, *mp*, and *pp*, with *una corde* markings in the first and fourth measures. The fourth system includes dynamics *mp*, *mp*, *p*, and *p*, with *una corde* markings in the first and fourth measures. The fifth system includes dynamics *mp*, *mp*, *p*, and *p*, with *una corde* markings in the first and fourth measures. A large blue watermark "Preview File Only" is overlaid diagonally across the score.

A single empty grand staff (treble and bass clefs) is located at the bottom of the page.



# readymade [III]

for mixed ensemble

Preview File Only

## viola

Paul Newland

## readymade III

### Instrumentation

2 Clarinets (Bb)


Piano (optionally, this may be prepared using screws, wrapped in gaffer tape, to produce a gong-like sustained sound rich in harmonics)

2 Violas ( 2nd is optional)

'Cello

Double Bass

duration c. 11mins.



### Seating Plan

First performance in the Ship Studio by the Composers Ensemble, Dartington International Summer School, 29th August '97.

# readymade [III]

## Performance notes

Players perform their parts independently of each other, paying particular attention to their tempo indications.

The performance falls into six sections.

**section 1:** Perform **panel I** as for traditional notation , (ie left to right, top to bottom.)

pause for 2"

**section 2:** Choose any panel. Leaving out two rows , play through the remaining material in any order other than for traditional notation.

pause for 3"

**section 3:** Perform **panel II** as for traditional notation.

pause for 0"

**section 4:** Choose any panel. Leaving out two rows , play through the remaining material in any order other than for traditional notation

pause for 5"

**section 5:** Perform **panel III** as for traditional notation.

pause for 7"

**section 6** Choose any panel. Leaving out three rows , play through the remaining material in any order other than for traditional notation

Wait until each player has finished performing a particular section before holding your pause.

Where only a single dynamic marking is given the beginning of each note should crescendo from nothing to the marked dynamic and then fade to nothing at its end.

A player is nominated to begin the piece . This should not be the pianist.

**Seating:** Players should be seated so as to surround the audience, (see plan).

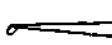
# readymade III



Viola

panel I

♩ = 52

The musical score consists of six staves of music, each with a dynamic marking below it. The staves are arranged in a 2x3 grid. The first staff has dynamics *p*, *pp*, *mp*, and *p*. The second staff has dynamics *mp*, *pp*, *pp*, and *mp*. The third staff has dynamics *p*, *mp*, *mp*, and *pp*. The fourth staff has dynamics *p*, *pp*, *p*, and *mp*. The fifth staff has dynamics *mp*, *pp*, *pp*, and *p*. The sixth staff has a dynamic marking *p*. A large blue watermark "Preview File Only" is overlaid on the score. A crescendo symbol (a wedge) is located below the fifth staff.

NOTE.  = cresc. from nothing

A SINGLE DYNAMIC MARKING, EG "*p*", IMPLIES  *p* 

# readymade III

Viola

panel II

♩ = 56

Preview File Only



readymade III

VIOLA

PANEL III

♩=56

The musical score consists of six staves. The first five staves are grouped together, and the sixth staff is separate at the bottom. The notation includes various notes, rests, and dynamic markings such as *p*, *mp*, and *pp*. A large blue watermark 'Preview File Only' is oriented vertically across the middle of the score.

If panel III is used for section 2, artificial harmonics should not be used. Simply play the lower note, as normal.

# readymade [III]

for mixed ensemble

Preview File Only

'cello

Paul Newland

# readymade III

## Instrumentation

2 Clarinets (Bb)


Piano (optionally, this may be prepared using screws, wrapped in gaffer tape, to produce a gong-like sustained sound rich in harmonics)

2 Violas ( 2nd is optional)

'Cello

Double Bass

duration c. 11mins.



## Seating Plan

First performance in the Ship Studio by the Composers Ensemble, Dartington International Summer School, 29th August '97.

# readymade [III]

## Performance notes

Players perform their parts independently of each other, paying particular attention to their tempo indications.

The performance falls into six sections.

**section 1:** Perform **panel I** as for traditional notation , (ie left to right, top to bottom.)

pause for 2"

**section 2:** Choose any panel. Leaving out two rows , play through the remaining material in any order other than for traditional notation.

pause for 3"

**section 3:** Perform **panel II** as for traditional notation.

pause for 0"

**section 4:** Choose any panel. Leaving out two rows , play through the remaining material in any order other than for traditional notation

pause for 5"

**section 5:** Perform **panel III** as for traditional notation.

pause for 7"

**section 6** Choose any panel. Leaving out three rows , play through the remaining material in any order other than for traditional notation

Wait until each player has finished performing a particular section before holding your pause.

Where only a single dynamic marking is given the beginning of each note should crescendo from nothing to the marked dynamic and then fade to nothing at its end.

A player is nominated to begin the piece . This should not be the pianist.

**Seating:** Players should be seated so as to surround the audience, (see plan).


CELLO

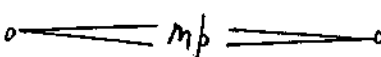
readymade III

♩ = 56

PANEL I

Handwritten musical score for Cello, titled "readymade III" and "PANEL I". The score consists of 10 staves of music, each with a dynamic marking below it. The dynamics include pp, p, mp, and mf. A large blue watermark "Preview File Only" is written diagonally across the score. At the bottom, there is a single staff with a fermata over a note.

NOTE:-  = cresc. from nothing

A single dynamic marking, e.g. "mp" = 

CELLO

readymade III

♩ = 52

PANEL II

Handwritten musical score for Cello, Panel II. The score consists of six staves arranged in three pairs. The first pair (staves 1 and 2) contains a melodic line with a slur and a dynamic marking of *p*. The second pair (staves 3 and 4) contains a melodic line with a slur and a dynamic marking of *mp*. The third pair (staves 5 and 6) contains a melodic line with a slur and a dynamic marking of *p*. The score includes various musical notations such as slurs, accents, and dynamic markings. A large blue watermark "Preview File Only" is overlaid on the score.

A single musical staff with a clef and a few notes, possibly a continuation or a separate part of the score.

CELLO

readymade III

♩=54

PANEL III

Handwritten musical score for Cello, Panel III. The score consists of six staves of music, each with a dynamic marking (p, mp, or pp) and various musical notations including notes, rests, and slurs. A blue watermark "Preview File Only" is visible across the middle of the score.

# readymade [III]

for mixed ensemble

double bass

Paul Newland

Preview File Only



# readymade III

## Instrumentation

2 Clarinets (Bb)


Piano (optionally, this may be prepared using screws, wrapped in gaffer tape, to produce a gong-like sustained sound rich in harmonics)

2 Violas ( 2nd is optional)

'Cello

Double Bass

duration c. 11mins.



## Seating Plan

First performance in the Ship Studio by the Composers Ensemble, Dartington International Summer School, 29th August '97.

# readymade [III]

## Performance notes

Players perform their parts independently of each other, paying particular attention to their tempo indications.

The performance falls into six sections.

**section 1:** Perform **panel I** as for traditional notation , (ie left to right, top to bottom.)

pause for 2"

**section 2:** Choose any panel. Leaving out two rows , play through the remaining material in any order other than for traditional notation.

pause for 3"

**section 3:** Perform **panel II** as for traditional notation.

pause for 0"

**section 4:** Choose any panel. Leaving out two rows , play through the remaining material in any order other than for traditional notation

pause for 5"

**section 5:** Perform **panel III** as for traditional notation.

pause for 7"

**section 6** Choose any panel. Leaving out three rows , play through the remaining material in any order other than for traditional notation

Wait until each player has finished performing a particular section before holding your pause.

Where only a single dynamic marking is given the beginning of each note should crescendo from nothing to the marked dynamic and then fade to nothing at its end.

A player is nominated to begin the piece . This should not be the pianist.

**Seating:** Players should be seated so as to surround the audience, (see plan).

Double Bass

readymade III

$\downarrow = 56$

PANEL I

The musical score is written for Double Bass and is divided into four measures. Each measure contains two staves of music. The dynamics are marked as follows:

- Measure 1:  $p$ ,  $pp$ ,  $mp$ ,  $p$ ,  $mp$ ,  $pp$ ,  $pp$ ,  $p$
- Measure 2:  $p$ ,  $mp$ ,  $pp$ ,  $p$ ,  $mp$ ,  $p$ ,  $pp$ ,  $mp$
- Measure 3:  $pp$ ,  $p$ ,  $pp$ ,  $pp$ ,  $pp$ ,  $pp$ ,  $pp$ ,  $pp$
- Measure 4:  $p$ ,  $pp$ ,  $pp$ ,  $mp$ ,  $pp$ ,  $pp$ ,  $pp$ ,  $mp$

Note:-

1.  $\curvearrowright$  = cresc. from nothing

2. A single dynamic marking e.g. "pp" =  $\curvearrowright pp \curvearrowleft$

Double Bass

readymade III

♩=52

PANEL II

Handwritten musical score for Double Bass, titled "readymade III" and "PANEL II". The score is in 4/4 time with a tempo of ♩=52. It consists of five staves. The first four staves contain melodic lines with various dynamics (mp, p, pp) and articulations. The fifth staff contains a bass line with chords and dynamics (pp, mp). A blue watermark "Preview File Only" is overlaid on the score.

readymade III

Double Bass

PANEL III

♩ = 54

Handwritten musical score for Double Bass, Panel III. The score consists of six staves, each with a treble clef and a key signature of one sharp (F#). The tempo is marked as ♩ = 54. The music is divided into four measures. The first measure starts with a dynamic marking of *f*. The second measure has a dynamic marking of *p*. The third measure has a dynamic marking of *mp*. The fourth measure has a dynamic marking of *mp*. The score includes various rhythmic values, including quarter notes, eighth notes, and rests. A large blue watermark "Preview File Only" is overlaid on the score.

A single empty musical staff with a treble clef and a key signature of one sharp (F#).

21.8.97.