

**HvO**

# CRUELTIES

a catalogue of grotesque events  
with real-life examples

Preview File Only

**Ian Willcock**

**bmic**

This score may be copied at BMIC

All

Pages

**DURATION - 17 MINUTES**

**For Soprano, Oboe, Clarinet, Viola, Percussion and Tape**

BRITISH MUSIC INFORMATION CENTRE,  
50, Kingsway, London, W.C.2


1. WILLCOCK: CRUELTIES


# NOTATION

The score is in C throughout.

Accidentals are:  $\sharp$   $\times$   $\flat$   $\natural$   $\sharp\sharp$   $\times$   $\flat\flat$   $\natural$   $\flat\flat$

Their effect continues up to the next bar line though repetitions are often marked for clarity.



 - indicates a continuous smooth glissando, the slide commencing at the beginning of the first note and ending at the start of the second. Unless indicated, there is no separate articulation of the second note. i.e. if it is a grace note it only serves to show the pitch reached at the end of the slide.

 - indicates an unmeasured trill. The trill interval is indicated by a second pitch in brackets. If there is no second pitch, the trill should be executed on one note by means of alternate fingerings. If there is a glissando associated with the trill, the trill interval remains constant (i.e. *both* pitches move).

An arrow linking two parameter values indicates a smooth progression between them.

# VOICE

Unless indicated, absolutely no vibrato should be used.



-  - indicates a full (chest) voice with a normally open mouth and full projection.
-  - indicates a thin (head) voice, the mouth being partially closed. The effect should be extremely internal and intimate.

The sound material for the voice is partly notated using the symbols of the International Phonetic Association.

Material inside parentheses is given for guidance only and should not be performed.

# OBOE/CLARINET

Unless approached via a glissando, quarter-tones should be fingered whenever possible.


-  - indicates a key-click.
-  - indicates a note composed entirely of breath.

# VIOLA

Bowing positions are indicated on a five point scale notated above the staff:

- mst - molto sul tasto
- pst - poco sul tasto
- nat - normal
- psp - poco sul ponticello
- msp - molto sul ponticello

Pitch breakup, created by a combination of bow speed and pressure, is notated relative to a *normal* value. The absolute speed and pressure represented by this value will be dependent on dynamic and other variables at any particular instant.





-  - indicates a snap pizzicato.

# PERCUSSION

The complete set of instruments required for the percussion part are:-

A vibraphone, 5 hub caps (producing different pitches), a sheet of heavy paper, a medium sized tin can (approximately 12cm diameter) open at one end, a tam-tam, a pedal bass-drum with two tom-toms mounted upon it, two floor tom-toms, a large bass drum mounted on its side, a small block of polystyrene and various beaters including a very heavy, soft beater for the tam-tam and large bass drum.

Beater types are indicated:

-  - very hard *rubber* mallets.
-  - (vibraphone/hub caps) medium soft vibraphone beaters.
-  - (tam-tam/large bass drum) very soft and heavy beater.
-  - metal triangle beater

When the vibraphone or tam tam are played with a triangle beater, the beater should be held *lightly* against the playing surface for the the indicated duration so that it is able to vibrate freely.

The large bass drum is played with the polystyrene block or finger by firmly rubbing the drum skin. The speed of movement is *inversely* proportional to the note duration so that the *distance* covered for each note is roughly the same (except for very short or very long notes).

The tin can is played by rattling a drum stick *inside* the can.

# SOUND PROJECTION

All the instruments should be amplified except, possibly, for some of the percussion, depending upon the size of the performing area. The overall volume should be loud (but see the note for the voice in Refuge Song #1).

The tape starts are cued by means of short orientation tones *which should not be heard by the audience*. Some means of monitoring the tape other than through the main system is therefore indispensable. When the tape is stopped, its feed to the loudspeakers should be cut and it should be run forward and stopped precisely on the start of the next cue tone. When the point to start is reached in the score, the tape is started first and then its feed to the loudspeakers is restored.

231T209 : 20211W.1

# cruelties

a catalogue of grotesque events with real-life examples

1

♩ = 88

BRITISH MUSIC INFORMATION CENTRE  
10, Stratford Place, London, W.1

Tape

Voice

Oboe

E♭/B♭  
Clarinet

Viola

Vibraphone

Hub  
Caps

Hand-Held  
Instruments

Tam Tam

Tom Toms  
Pedal  
B. Drum  
Large  
B. Drum

The musical score is written for four instruments: Oboe, E♭/B♭ Clarinet, Viola, and Vibraphone. The tempo is marked as quarter note = 88. The score is divided into four measures. The Oboe part starts with a fortissimo (ff) dynamic and includes slurs with fingerings 2, 5, 3, 5, and 3. The E♭/B♭ Clarinet part also starts with ff and includes slurs with fingerings 3, 5, and 3. The Viola part starts with ff and includes slurs with fingerings 5, 3, 7, and 9. The Vibraphone part starts with ff and includes slurs with fingerings 7 and 9. A 'NO PEDAL' instruction is written above the Vibraphone staff. The score is marked with a large '8' in the first measure and a large '3' in the second measure. A 'Preview File Only' watermark is visible across the score.

Tape

Voice

Oboe

E♭/B♭ Clarinet

Viola

Vibraphone

Hub 2/3  
Caps 4/5

Hand-Held  
Instruments

Tam Tam

Tom Toms 2/3  
Pedal 4/3  
B. Drum  
Large  
B. Drum

intoned rather than sung, exaggerate  
pronunciation as in a religious chant

ff  
see notes\*

EACH YEAR TWO HUN—DRED PEO—PLE DIE AF—TER FALLS ON SLI—PPE—RY OR UN—E—VEN

ff

ff

ff

ff SEMPRE, NO PEDAL

3 DAMP

ff

\* the dynamic level of the voice should be slightly higher than that of the rest of the ensemble, but not to the extent that an impression of a main part with accompaniment is given.

Tape

Voice  
PAVEMENTS, MA—NY MORE ARE HURT THE

Oboe

E♭/B♭ Clarinet

Viola

Vibraphone

Hub Caps

Hand-Held Instruments

Tam Tam

Tom Toms

Pedal B. Drum

Large B. Drum

POLYSTYRENE BLOCK

\* The dynamic level of the voice should be slightly higher than that of the rest of the ensemble, but not to the extent that an impression of a main part with accompaniment is given.

pp cresc. ——— mp

mf

Tape

Voice

BLACK PO-PU- LA- TION OF THE U-NI-TED STATES SUF-FERS AN IN-FANT MOR-TA-LI-TY RATE MORE THAN DOV-BLE

Oboe

Eb/Bb Clarinet

Viola

Vibraphone

Hub 2 1  
Caps 4 5

Hand-Held Instruments

Tam Tam

Tom Toms 2 1  
Pedal 4 3  
B. Drum  
Large  
B. Drum

Preview File Only



Start Tape

0.00

'CHOKING'

P CRESC POLO & POLO

Tape

Voice

THAT OF WHITES

Oboe

22 7

24

25

26

E♭/B♭ Clarinet

Viola

Vibraphone

Hub 2/4  
Caps 4/5

Hand-Held Instruments

Tam Tam

Tom Toms 1/2 3/4  
Pedal 4/3  
B. Drum  
Large  
B. Drum

Preview File Only

3

3

4

3

3

4

frenzied

5

fff

Tape

Voice

*ff*  
see note \*

intoned rather than sung, exaggerate pronunciation as in a religious chant

MORE THAN HALF OF CAROL'S TWELVE MILLION RESIDENTS USE SLEEPING PILLS

Oboe

E♭/B♭  
Clarinet

Viola

Vibraphone

NO PEDAL

Hub 23  
Caps 45

Hand-Held  
Instruments

Tam Tam

Tom Toms 23  
Pedal 45  
B. Drum  
Large  
B. Drum

\*: the dynamic level of the voice should be slightly higher than that of the rest of the ensemble, but not to the extent that an impression of a main part with accompaniment is given.



Tape

Voice

TO ES — CAPE THE CI — TY'S DEAFENING NOISE

Oboe

31 32 33 34

ff

SIM.

E♭/B♭ Clarinet

3 5

ff

SIM.

Viola

3 7

SIM.

Vibraphone

5 5 5 5 5

Hub Caps 2/3 4/5

Hand-Held Instruments

ff

5 6 3

Tam Tam

5

l.v.

Tom Toms 2/3 4/5

Pedal B. Drum

Large B. Drum

fff

Preview File Only

3  
4  
3  
4

Tape

Voice

Oboe

Eb/Bb Clarinet

Viola

Vibraphone

Hub Caps

Hand-Held Instruments

Tam Tam

Tom Toms  
Pedal B. Drum  
Large B. Drum

The musical score consists of several staves. The top staff is labeled 'Tape' and contains a few notes. The 'Voice' staff features lyrics: 'unvoiced sickeningly moist' and 'close to microphone'. Below the lyrics are phonetic notations: 'k e k h3i', 't t t k k k r', 'k k k k r', 't t k k t k r', 'k t k t h3i', 'k t'. The 'Oboe' staff has measures 36, 37, and 38, with various articulations and slurs. The 'Eb/Bb Clarinet' staff has measures 36, 37, and 38, with 'ppp' and 'SUB.' markings. The 'Viola' staff has measures 36, 37, and 38, with 'Pizz.' and 'SULG.' markings. The bottom section contains staves for 'Vibraphone', 'Hub Caps', 'Hand-Held Instruments', 'Tam Tam', and 'Tom Toms'. A large blue watermark 'Preview File Only' is oriented diagonally across the center of the page.

Tape

Voice

Oboe

E♭/B♭ Clarinet

Viola

Vibraphone

Hub Caps

Hand-Held Instruments

Tam Tam

Tom Toms

Pedal B. Drum

Large B. Drum

5

5

see note

5

5

5

7

5

2

7

16

42

43

44

keyed glissando

Tr

8

seamless

7

3

5

Arco

PSP

MSP

PSP

MSP

SIM.

5

3

5

5

7

5

2

7

16

5

16

8

5

3

5

5:6

trenzied

fff

\* while biting the reed, blow hard and rapidly change fingerings ad lib.

BRITISH MUSIC INFORMATION CENTRE,  
10, Sturford Place, London, W.1

Tape

Voice

Oboe

E♭/B♭ Clarinet

Viola

Vibraphone

Hub Caps

Hand-Held Instruments

Tam Tam

Tom Toms  
Pedal B. Drum  
Large B. Drum

*ff* see note \*  
intoned rather than sung, exaggerate  
pronunciation as in a religious chant

HIS THEME IS THE HOUN—DING TO DEATH OF WO—MEN, IN PAR—TI—CU—LAR ONE WHO IS

Preview File Only

\*the dynamic level of the voice should be slightly higher than that of the rest of the ensemble, but not to the extent that an impression of a main part with accompaniment is given.

Tape

Voice  
HUN — TED BY HER OWN HUS — BAND

Oboe  
50 51 52 53 54

E♭/B♭ Clarinet

Viola

Vibraphone

Hub Caps  $\frac{1}{4}$   $\frac{3}{5}$

Hand-Held Instruments

Tam Tam

Tom Toms  $\frac{2}{4}$   $\frac{1}{3}$   
Pedal  
B. Drum  
Large  
B. Drum

ff

SIM.

ff

ff

fff

l.v.



Tape

spoken *SEMPRE STACCATO*  
gradually becoming more frantic

mf

IT USED GYP CHILDREN TEST PES TI GA CRON WAS SUS TED OF CAU(SE) CAN THE DREN WERE IN FIELDSO THAT AE-RO

Oboe

56 57 58

Eb/Bb Clarinet

gritty see note \*

mf (POSS.)

ff

Viola

Pizz. Arco Pizz. Arco

p mf p mf p mp

(NAT) (PSP)

Vibraphone

Hub 2 1  
Caps 3 3  
4 5

Hand-Held Instruments

Tam Tam

Tom Toms 2 1  
Pedal 2 3  
B. Drum 4 3  
Large B. Drum

POLYSTYRENE BLOCK

mp

\*the pitch content of the ARCO phrases should always be less than that of the PIZZ. notes



Tape

Voice

Oboe

E♭/B♭ Clarinet

Viola

Vibraphone

Hub Caps

Hand-Held Instruments

Tam Tam

Tom Toms

Pedal B. Drum

Large B. Drum

COULD THEM FROM AIR THE CHE (MI) CAL URINE WAS TEST-ED (RE)SI DOES THE STONE OF CUT TA TI PULL DERER SMA SHES HEADS

59 60 61 62 63

7 3 7 3 7 3 5 7 7 7

7 3 7 7 7 7 7 3 3 3 7

8 8 8 8 8

pp Pizz. mp fff

ff DIM. mf p close to microphone

take Bb

5 5 9 5

5 3 5 7 7 3

5 3 5

**Tape**

**Voice**  
 HELPLESS PAVE DWELL AS SLEEP HIS EL(E)VENTH VIC IN MONTHS ARE MORE(RE)FU-GEEES THE WORLD NOW AT A-NY E(VER) WHEN

**Oboe**  
 see note #1

**Eb/Bb Clarinet**  
 take Eb

**Viola**  
 Arco

**Vibraphone**

**Hub Caps**

**Hand-Held Instruments**  
 Pd

**Tam Tam**

**Tom Toms**  
 Pedal  
 B. Drum  
 Large  
 B. Drum

1\* while biting the reed, blow hard and rapidly change fingerings ad lib.

2\* the dynamic level of the voice should be slightly higher than that of the rest of the ensemble, but not to the extent that an impression of a main part with accompaniment is given.

Tape

than sung, exaggerate  
as in a religious chant

Voice

IN LIFE DID THE RA TION AL LI BE RAL VIEW PRE VAIL? HALF A MIL-(LION)

Oboe

E♭/B♭ Clarinet

Viola

Vibraphone

Hub Caps  
Hand-Held Instruments  
Tam Tam  
Tom Toms  
Pedal B. Drum  
Large B. Drum

Preview File Only

Tape

Voice

LION CI-VIL-IANS IN SU-DAN HAVE BEEN KILLED BY WAR AND MAN MADE FA-MINE

Oboe

E♭/B♭ Clarinet

Viola

Vibraphone

Hub Caps  $\frac{2}{3}$   $\frac{4}{5}$

Hand-Held Instruments

Tam Tam

Tom Toms  $\frac{2}{3}$   $\frac{4}{3}$

Pedal

B. Drum

Large

B. Drum

This page of a musical score contains the following elements:

- Voice:** A vocal line with lyrics: "LION CI-VIL-IANS IN SU-DAN HAVE BEEN KILLED BY WAR AND MAN MADE FA-MINE".
- Oboe:** A melodic line with various ornaments and dynamics, including *ff* and *SIM.*
- E♭/B♭ Clarinet:** A melodic line with ornaments and dynamics, including *ff* and *SIM.*
- Viola:** A melodic line with ornaments and dynamics, including *ff* and *SIM.*
- Vibraphone:** A rhythmic line with chords and ornaments.
- Hand-Held Instruments:** A rhythmic line with chords and ornaments, including *ff* dynamics.
- Percussion:** Staves for Tam Tam, Tom Toms (with  $\frac{2}{3}$  and  $\frac{4}{3}$  time signatures), and B. Drum (with  $\frac{2}{3}$  and  $\frac{4}{5}$  time signatures).

Stop Tape

Musical score for multiple instruments including Tape, Voice, Oboe, Eb/Bb Clarinet, Viola, Vibraphone, Hand-Held Instruments, and Tom Toms.

**Score Details:**

- Tape:** Starts with a single note, followed by a rest. A "Stop Tape" instruction is placed above the staff.
- Voice:** Labeled "sung, full voice". Includes dynamics *f* and *defiant*. The melody consists of several notes across the staff.
- Oboe:** Measures 78-79 contain a melodic line. Measures 80-84 are marked with rests. Handwritten numbers 5, 2, 5 are written above measures 82, 83, and 84 respectively. A large 'X' is at the end of the staff.
- Eb/Bb Clarinet:** Measures 78-79 contain a melodic line. Measures 80-84 are marked with rests.
- Viola:** Measures 78-79 contain a melodic line. Measures 80-84 are marked with rests. Handwritten numbers 3, 5, 2, 5 are written above measures 79, 82, 83, and 84 respectively. A large 'X' is at the end of the staff.
- Vibraphone:** Measures 78-79 contain a melodic line. Measures 80-84 are marked with rests.
- Hand-Held Instruments:** Measures 78-79 contain a melodic line. Measures 80-84 are marked with rests.
- Tom Toms:** Measures 78-79 contain a melodic line. Measures 80-84 contain rhythmic patterns with handwritten numbers 5, 3, 6, 3 above them. A *fff* dynamic marking is present at the start of measure 82.

Preview File Only

# 18

## Refuge Song #1

FASTER ♩ = 58

*ff* dignified but not stilted.

85

3 5 3 7 5

*pp*<sub>SUB.</sub> see note \*

hɜ: [CHU(RT)] I mæl JIN SI Və [I(N)] [MIRL] [YIN] [SI(T)] [VIRL]

9 9

*ff*

Jɪ n u: n [YIN] [(S)OON] n

SCɪ [SA(R)I] dæ [DAN] (n)

*pp* SEMPRE

3 5 7

n hɪ v bi n [HEAVE] [BIN] Kə I bɔ: wæ [(S)KY] [BORE] [WAX]

3 9 3 7

æ n me I n mæ [AND] [MAIN] [FI(N)] mɑ: [DE]MAN(D)]

3/8

\* the PP passages should be sung very close to the microphone - the effect should be of an increase in detail rather than an approach to silence



SLOWER  $\text{♩} = 88$

Start Tape

Tape

mp CRES.

Voice

3  $\delta a!$   
[ETHAN]

play as if your instrument were full of insects

Oboe

mp  
draw back from microphone  
play as if your instrument were full of insects

E♭/B♭ Clarinet

fpp  
play as if your instrument were full of insects

Viola

mp  
(keep bow on string)

Vibraphone

Hub  $\frac{1}{2}$   
Caps  $\frac{2}{3}$   $\frac{4}{5}$

Hand-Held Instruments

Tam Tam

Tom Toms  $\frac{1}{2}$   $\frac{2}{3}$   $\frac{4}{5}$

Pedal B. Drum  
Large B. Drum

ff intoned rather than sung, exaggerate pronunciation as in a religious chant

see note \*

EAST BEI—RUT'S MAIN HOS—PI—TAL SAID

Preview File Only

\* the dynamic level of the voice should be slightly higher than that of the rest of the ensemble, but not to the extent that an impression of a main part with accompaniment is given.

Tape

Voice

4 THAT BE-CAUSE OF THE POWER FAIL-URE, THE CORPSES CRAMMED IN-TO ITS MOR-TU-A-RY WERE DE-COMPOSING 2

Oboe

E♭/B♭ Clarinet

Viola

Vibraphone

Hub Caps  $\frac{2}{3}$   $\frac{4}{5}$

Hand-Held Instruments

Tam Tam

Tom Toms  $\frac{2}{3}$   $\frac{4}{3}$

Pedal B. Drum

Large B. Drum

Preview File Only

Tape

mf sung full voice

mp cresc.

29p 895 5 16 3 3 5:6 8 97 98 7 7 16 [OR] 3 5 8

Oboe

p

mp mp mp mp mp

draw back from microphone.

see note #2 5:6

Eb/Bb Clarinet

p

gritty see note #1

Pizz. Arco Pizz. Arco

see note #2 5 NAT 6 MSP NAT

Viola

slightly detached

5 16 8 7 16

mp (keep bow on string) pp mp

Vibraphone

Hub Caps 2/3 4/5

Hand-Held Instruments

Tam Tam

sullen 6 3 5 3

Tom Toms 2/3 4/5

Pedal B. Drum Large B. Drum

mp

(\* the pitch content of the ARCO phrases should always be less than that of the PIZZ. notes

2\* play as if your instrument were full of insects

Tape

mf 3 mp CRES. mf

spoken  
f gradually becoming more frantic

me  
[ME(T)]

SHE UNCONSCIOUS AND THERE LI-TTLE OF BLUE ALL VER HER

Oboe

E: o o o o

see note \* 5

# Tr. - 2 HIC

Eb/Bb Clarinet

Viola

Vibraphone

Hub Caps  $\frac{1}{2}$   $\frac{3}{4}$   $\frac{4}{5}$

Hand-Held Instruments

Tam Tam

Tom Toms  $\frac{1}{2}$   $\frac{3}{4}$

Pedal

B. Drum

Large

B. Drum

\* while biting the reed, blow hard and rapidly change fingerings ad lib

Tape

mp sung full voice

recite like a litany, as fast as possible

today, no one doubts that the confessions at the trials, the sole basis for the prosecution, were utterly false

BODY SUBVERSIVES EVERY BEI ME NI

Oboe

E♭/B♭ Clarinet

Viola

Vibraphone

Hub Caps

Hand-Held Instruments

Tam Tam

Tom Toms

Pedal B. Drum

Large B. Drum

pp

ff

p

f

Tr

Tr

Tr

Tr

f p SUBITO

Pizz.

Arcco

slightly detached

f

CRESC.

f

CRESC.

mp

TIN CAN

f

CRESC.

Preview File Only

Tape

unvoiced, sickeningly moist  
 close to microphone  
 mp

REPEAT AD.LIB.

Oboe

Eb/Bb Clarinet

Viola

Vibraphone

Hub  $\frac{2}{4}$   
 Caps  $\frac{4}{3}$

Hand-Held Instruments

Tam Tam

Tom Toms  $\frac{2}{4}$   
 Pedal  $\frac{4}{3}$   
 B Drum  
 Large B. Drum

Preview File Only



Tape

Voice

sung full voice

mf

te te nai

mp FROZEN

pp

gradually becoming more frantic

FE MALE AN

Oboe

115

p

Tr

116

117

118

Eb/Bb Clarinet

mf

mf

f

p

Tr

Tr

Tr

Tr

Tr

Tr

pp

Pizz.

Viola

p

slightly detached

5

4

5

pp

mp

ff

Vibraphone

Hub

Caps

Hand-Held Instruments

Tam Tam

Tom Toms

Pedel

B. Drum

Large

B. Drum

mp

mp

TEAR PAPER SLOWLY

Tape

Voice

Oboe

E♭/B♭ Clarinet

Viola

Libraphone

Hub Caps

Hand-Held Instruments

Tam Tam

Tom Toms

Pedal B. Drum

Large B. Drum

REX 1 IS A METAPHOR OUR AN IN(DI)CATION A 1ST SOCI(ET)Y

119 120 121 122

mp SUB. f SUB. mp CRES. mf mp CRES.

see note #1 see note #2

draw back from microphone

Arco PSP MSP NAT. SULG NAT. RSP MSP

DAMP

Preview File Only

1\* while biting the reed, blow hard and rapidly change fingerings ad lib

2\* play as if your instrument were full of insects

Tape

intoned rather than sung, exaggerate pronunciation as in a religious chant

ff

VOICE

FOR YEARS CHILDRENS STO—RIES OF SEX—U—AL A—BUSE WERE IG—

Oboe

mp

f CRES.

fff

E♭/B♭ Clarinet

fpp

mp

f CRES.

fff

f CRES.

fff

Viola

mp

p

mp

f CRES.

fff

f CRES.

fff

Vibraphone

ff

Pd

Hub Caps

Hand-Held Instruments

Tam Tam

Tom Toms

Pedal B. Drum

Large B. Drum

**Tape**

**Voice**  
NORED BY PRO-FE-SSION-ALS WHO COUL-DNT BELIEVE WHAT THEY WERE HEARING t K t l t K h3!

**Oboe**  
f CRESC. p close to microphone

**Eb/Bb Clarinet**  
f CRESC. p close to microphone

**Viola**  
f CRESC.

**Vibraphone**

**Hub Caps**  $\frac{2}{5}$   $\frac{3}{5}$

**Hand-Held Instruments**

**Tam Tam**

**Tom Toms**  $\frac{2}{4}$   $\frac{3}{4}$   
Pedal  
B Drum  
Large  
B Drum

PREVIEW FILE ONLY

Score for Tape, Voice, Oboe, Eb/Bb Clarinet, Viola, and Percussion (Vibraphone, Tom Toms, B. Drum, Large B. Drum).

**Lyrics:**  
 K K K L K K 2 8  
 THE VI OF FREE AND CARE 5 ka qd dai HI  
 FOR IN NEED 2 8 3

**Performance Instructions:**  
 - Voice: mp spoken, mf sung full voice, mf spoken more frantic  
 - Oboe: 135 keyed glissando, mp  
 - Eb/Bb Clarinet: take Bb, p, mf, mp  
 - Viola: Pizz., p, mf, mp, Pizz., mf  
 - Tam Tam: frenzied, sullen

**Handwritten Annotations:**  
 - 2, 4, 5, 8, 2, 3, 8 (vertical numbers)  
 - 3, 5, 3, 3, 3, 3, 3, 3, 3 (horizontal numbers)  
 - 7, 3, 5, 9, 5, 6, 5 (horizontal numbers)  
 - 134, 135, 136, 137, 138 (measure numbers)

**Watermark:** Preview File Only

Tape

Voice  
 IS BY TO QUITE (SIMPLY) *mp* sung frozen

Oboe  
*mf* (poss.) *ff* *p* *mf* *p* *mf* *p* *mf*

E♭/B♭ Clarinet  
 take E♭

Viola  
 Arco *pp* *mp* *pp* *mp* *mp* *p* *mf*

Vibraphone  
 Hub Caps *mf* *ff* *p*

Hand-Held Instruments

Tam Tam

Tom Toms  
 Pedal B. Drum  
 Large B. Drum

*gritty* see note #2  
 NAT

*see note #1*

*FINGER*

\*1 while biting the reed, blow hard and rapidly change fingerings ad lib

\*2 the pitch content of the ARCO phrases should always be less than that of the PIZZ. notes

*FINGER*



The musical score is arranged in a standard orchestral layout. It includes the following parts:

- Tape:** A single staff at the top with rhythmic notation.
- Voice:** A staff with lyrics: "go hi noi", "[EARN]", and "[THER]".
- Oboe:** A staff with measures 144-148, featuring trills and dynamic markings like *mf* and *mp*.
- Eb/Bb Clarinet:** A staff with measures 144-148, including trills and dynamic markings like *mp* and *fpp*.
- Viola:** A staff with measures 144-148, alternating between *Pizz.* and *Arco* with dynamic markings like *mf*, *p*, and *mp*.
- Percussion:** Multiple staves including:
  - Vibraphone:** A staff with a key signature of one flat.
  - Hand-Held Instruments:** A staff with a key signature of one flat.
  - Tam Tam:** A staff with a key signature of one flat.
  - Tom Toms:** A staff with a key signature of one flat.
  - Pedal B. Drum:** A staff with a key signature of one flat.
  - Large B. Drum:** A staff with a key signature of one flat.
  - B. Drum:** A staff with a key signature of one flat.

Preview File Only

\*1. play as if your instrument were full of insects

**Tape**

**Voice**

mf mp mf mp mf *f* spoken gradually becoming more frantic

WOW [WOW] 8  
nae ENA(P) 4

HALF ALL COME IS GO 2 TO TOP TWEN 5

16

**Oboe**

149 150 151 152 153

mp > mp mp p (poss.) mp mp mp mp f ff

keyed glissando

**E♭/B♭ Clarinet**

mp mp mp pp fpp mp p mf (poss.)

**Viola**

mp p mp mp mp fp mp

**Vibraphone**

Hub Caps  $\frac{2}{3}$   $\frac{4}{5}$

Hand-Held Instruments

Tam Tam

Tom Toms  $\frac{1}{4}$   $\frac{2}{3}$   $\frac{3}{4}$

Pedal B. Drum Large B. Drum

**TIN CAN**

trenzied

f ff

*REVIEW FILE ONLY*

Score for Tape, Voice, Oboe, E.b/Bb Clarinet, Viola, Vibraphone, Hub Caps, Hand-Field Instruments, Tam Tam, and Tom Toms. Includes lyrics and musical notation.

**Lyrics:**  
 FIVE CENT TAX PAY AS GAP BE THE AND POOR TIN TO GROW  
 nai dei nai dei kae

**Performance Instructions:**  
 mp sub., mf sung full voice, p FROZEN, NAT slightly detached, sullen

**Measure Markers:** 5, 7, 8, 16

**Instrumentation:**  
 Tape: Melodic line with rests.  
 Voice: Song with lyrics and pitch contour.  
 Oboe: Melodic line with trills and dynamics (p, mf, mp).  
 E.b/Bb Clarinet: Sustained notes with dynamics (fff, mp).  
 Viola: Sustained notes with dynamics (p, mf, mp).  
 Vibraphone: Rhythmic patterns with dynamics (mp).  
 Hand-Field Instruments: Percussive patterns with dynamics (ff).  
 Tam Tam: Percussive patterns with dynamics (ff).  
 Tom Toms: Percussive patterns with dynamics (mf).

Preview File Only

\*1 while biting the reed, blow hard and rapidly change fingerings ad lib

Tape

*f* intoned rather than sung, exaggerate pronunciation as in a religious chant

Voice

THE POOR ARE BE—COM—ING IN—CREASING—LY EX—CLU—DED FROM THE KIND OF LIFE THAT COMFORTABLE BRI—TAIN CAN TAKE

Oboe

160 161 162 163

*f* *ff* *f* *ff*

*f* *ff* *f* *ff*

*f* *ff* *f* *ff*

Eb/Bb Clarinet

*f* *ff* *f* *ff*

*f* *ff* *f* *ff*

Viola

*f* *ff* *f* *ff*

*f* *ff* *f* *ff*

Vibraphone

Hub 2/3 1/5

Caps 4/5

*f* *ff* *f* *ff*

Hand-Held Instruments

Tam Tam

Tom Toms 2/3 1/4 3/4

Pedal

B. Drum

Large

B. Drum

Tape

VOICE FULL VOICE  
mp mf mp mf mp mf

FOR GRAN—TED  
[THAN] [BET] [T]EA] [NIGH]

Oboe  
f cresc. mp p (poss.) mp mp mp p mp mp

E♭/B♭ Clarinet  
f cresc. mp mp pp mp mp mp mp mp mp mp

Viola  
mp \* p pp mp mp mp pp mp

Vibraphone

Hub Caps  $\frac{2}{5}$

Hand-Held Instruments

Tam Tam

Tom Toms  $\frac{1}{4}$   
Pedal B. Drum  
Large B. Drum

Detailed description of the musical score: The score is for page 35 and includes parts for Tape, Voice, Oboe, Eb/Bb Clarinet, Viola, and Percussion. The voice part is in a 4/4 time signature and features lyrics: 'FOR GRAN—TED [THAN] [BET] [T]EA] [NIGH]'. The voice dynamics are marked as mp, mf, and mp. The Oboe part starts at measure 165 with a 'f cresc.' marking and includes dynamics like mp, p (poss.), and mp. The Eb/Bb Clarinet part also starts at measure 165 with a 'f cresc.' marking and includes dynamics like mp, pp, and mp. The Viola part includes dynamics like mp, p, and pp. The Percussion section includes Vibraphone, Hub Caps (2/5), Hand-Held Instruments, Tam Tam, and Tom Toms (1/4), Pedal B. Drum, and Large B. Drum. A blue watermark 'Preview File Only' is visible across the center of the page.

\*' play as if your instrument were full of insects



Tape

Voice

Oboe

Eb/Bb Clarinet

Viola

Vibraphone

Hub Caps  $\frac{1}{4}$   $\frac{3}{5}$

Hand-Held Instruments

Tam Tam

Tom Toms  $\frac{2}{4}$   $\frac{3}{4}$   
Pedal B. Drum  
Large B. Drum

\* while biting the reed, blow hard and rapidly change fingerings ad lib



Refuge Song #2  
FASTER ♩=58

ff dignified but not stilted

PP SUB. see note #2

MI [CH(T)]

[ER]

Large B. Drum

FINGER. see note #1

mp CRESC.

sf sf sff ff sff

DAMP

MI [MIL(K)]

J I [YIN]

n

SØ [SIR]

VI [VIL]

JU! [YOUNE]

Large B. Drum

PP SEMPRE

\*1 the finger should always be pushed across the skin towards the centre - the resulting short breaks should be integrated into the performance in such a way as to contribute to the unsettled, spasmodic nature of this passage

\*2 the PP passages should be sung very close to the microphone - the effect should be of an increase in detail rather than an approach to silence

180

Voice

n ci EAUN(T)  
n sœ [SA(ND)]  
œ  
di: [DEAN]  
n hi [HIV]  
v bæN [BAN]

Large B. Drum

DAMP  
pp  
mpsub  
f  
sf  
sff  
sff  
LEAVE FINGER ON SKIN

183

Voice

ppsub.  
ppsub.  
ppsempré  
K?i [CALL]  
bœ [BA(N)]  
wœ [WA(X)]  
e-I [AI(M)]  
Mœ [MAN]  
n  
mi [MI(X)]  
fo: [FAR]  
m3i n n [MU(RK)]

Large B. Drum

pp  
DAMP  
l.v.

SLOWER ♩ = 88

Start Tape

Tape

*ff* intoned rather than sung, exaggerate pronunciation as in a religious chant

Voice

THE SHOTS WERE FOLLOWED BY SIL-ENCE THEN THE PO-LICE STARTED LAUGH-ING, THE CROWD SEE-

Oboe

E♭/B♭ Clarinet

Viola

Arco

Graphophone

Hub Caps

Hand-Held Instruments

Tam Tam

Tom Toms

Pedal

B. Drum

Large B. Drum

Preview File Only

Tape

Voice

MED FRO—ZEN

[THE]OR [S]E(T) [M]U [MOO(D)] [F]R [REE(D)]

Oboe

E♭/B♭ Clarinet

Viola

Vibraphone

Hub Caps

Hand-Held Instruments

Tam Tam

Tom Toms

Pedal

B. Drum

Large B. Drum

sung full voice

p mf p mf p mf p

3 5 3 3 5 3 5 7 5 5 5

191 192 193 194 195

CRESC. ff mp draw back from microphone mp mp mp mp mp

f CRESC. ff mp pp mp fpp mp

see note \*1

NAT. MSP NAT. PSP NAT MSP NAT MSP NAT

7 5 3 9 7 5 3

pp keep bow on string pp mp pp mp

7

\*1 play as if your instrument were full of insects

Tape

Voice

Oboe

E♭/B♭ Clarinet

Viola

Vibraphone

Hub Caps

Hand Held Instruments

Tam Tam

Tom Toms  
Pedal B Drum  
Large B Drum

The musical score is arranged in a standard orchestral layout. The top staff is for Tape, followed by Voice, Oboe, E♭/B♭ Clarinet, Viola, and a group of Percussion instruments (Vibraphone, Hub Caps, Hand Held Instruments, Tam Tam, Tom Toms, Pedal B Drum, Large B Drum). The score includes various musical notations such as notes, rests, dynamics (mp, mf, p, pp), articulation (accents, slurs), and performance instructions like 'spoken' and 'close to microphone'. The lyrics 'FI [FYI(M)] HIC F# C DR C DR [INJURES] S# 2 8 5 K K K K K L K L K L PO 4 SAID THEY NOT WHAT' are written below the voice staff. Measure numbers 196, 197, 198, 199, and 200 are indicated. A 'POLYSTYRENE BLOCK' is noted at the bottom of the percussion section.

Preview File Only

Tape

Voice

Oboe

Eb/Bb Clarinet

Viola

Vibraphone

Hub  
Caps

Hand-Held  
Instruments

Tam Tam

Tom Toms  
Pedal  
B. Drum  
Large  
B. Drum

Handwritten annotations in the score include:

- Voice:** "sung full voice" above the vocal line.
- Oboe:** "take Bb" above measure 205.
- Viola:** "Pizz." above measure 206.
- Dynamic markings:** *ppp*, *mf*, *ff*, *p*, *CRESC.*
- Measure numbers:** 201, 202, 203, 204, 205, 206.
- Other markings:** "SUL C", "Arco", "Tr", "5", "3", "2", "8", "16", "5", "16", "2", "8", "3", "8".



Score for multiple instruments including Tape, Voice, Oboe, Eb/Bb Clarinet, Viola, and various Percussion instruments (Vibraphone, Hub Caps, Tam Tam, Tom Toms, Pedal B. Drum, Large B. Drum).

**Oboe:** Measures 207-211. Includes dynamics *p*, *mf*. Fingerings: 7, 16, 8, 5, 16, 5, 8, 5. Includes the instruction "see note \*!".

**Eb/Bb Clarinet:** Measures 207-211. Includes dynamics *f*. Includes the instruction "take cu".

**Viola:** Measures 207-211. Includes dynamics *f*, *p*, *mp*, *pp*. Includes the instruction "Arco".

**Percussion:** Includes measures for Vibraphone, Hub Caps, Tam Tam, Tom Toms, Pedal B. Drum, and Large B. Drum.

\* while biting the reed, blow hard and rapidly change fingerings ad lib

BRITISH MUSIC INFORMATION CENTRE,  
10, Stratford Place, London, W.1

Tape

Voice  
 f 3 [KAE HI NOI ME] mp 3 [3IN [EARN]] mf mp 3 [WAE [EWA(X)]] mf mp 5 [IN THE MI] ff intoned rather than sung

Oboe  
 mf 213 5 3 3 5 3 214 7 16 3 215 5 16 3 216 5 8

E♭/B♭ Clarinet  
 mf 5 see note \*! 3 fpp mp 3 5 f cresc.

Viola  
 mf 6 NAT 5 MSP NAT PSP 5 NAT 5:6 3 5 f cresc. see note \*! keep bow on string

Vibraphone

Hub Caps 1 2 3 4 5

Hand-Held Instruments

Tam Tam 5 5

Tom Toms 1 2 3 4 5

Pedal B. Drum

Large B. Drum

Small B. Drum

Preview File Only

\*! play as if your instrument were full of insects

Musical score for a band. The score includes staves for Tape, Voice, Oboe, Eb/Bb Clarinet, Viola, Vibraphone, and a drum section (Hub Caps, Hand-Held Instruments, Tam Tam, Tom Toms, Pedal B Drum, Large B Drum). The lyrics are: "NERS STRIKE I SAW SUCH BIT TERNNESS THERE MA NY OF WO MEN WHO RIED (FOR)EIGN MEN HVE FOR TO (SUPER)STI TION". The score includes various musical notations such as dynamics (mp, f, ff, p), articulation (gritty, Pizz.), and performance directions like "spoken".

Preview File Only

Tape

Voce *sung full voice*  
*te na: ru: me ru: te*  
*ff recite like a litany, as fast as possible*  
 they all need to be dealt with severely, even if there is no real evidence against them

Oboe *mf*

E♭/B♭ Clarinet *mf*

Viola *mf* *Arco* *slightly detached* *Pizz.* *ff*

Vibraphone

Hub Caps  $\frac{2}{3}$   $\frac{4}{5}$

Hand-Held Instruments

Tam Tam

Tom Toms  $\frac{2}{3}$   $\frac{4}{3}$   
 Pedal  
 B. Drum  
 Large  
 B. Drum

TIN CAN

Tape

voice sung full voice  
 p frozen  
 h3i  
 5  
 16  
 8  
 7  
 16  
 8

Oboe  
 227  
 228  
 229  
 230  
 231  
 mp  
 mf  
 keyed glissando  
 Tr

E♭/B♭ Clarinet  
 ff  
 mf

Viola  
 5  
 16  
 4  
 8  
 7  
 16  
 8  
 slightly detached

Vibraphone  
 Hub 1/3  
 Caps 4/5

Hand-Held Instruments

Tam Tam  
 ff  
 7.  
 frenzied  
 5  
 5:6  
 5  
 5  
 3

Tom Toms  
 Pedal 2/4  
 B Drum 3/4  
 Large B. Drum

Preview File Only

Tape

Voice

Oboe

E♭/B♭ Clarinet

Viola

Vibraphone

Hub Caps  $\frac{2\frac{1}{2}}{4\frac{3}{5}}$

Hand-Heid Instruments

Tam Tam

Tom Toms  $\frac{2\frac{1}{2}}{4\frac{3}{5}}$

Pedal  
B. Drum  
Large  
B. Drum

Rhythmic notation for the tape track, including notes with stems and flags, and rests.

unvoiced, sickeningly moist  
 spoken  
 intoned rather than sung, exaggerate pronunciation as in a religious chant

Lyrics: t t t t h3: 5 t K K K~ t K } THOSE WITH IN COMES PAY (DEAR) 7 LY HAV ING (ANY SAVE SHE IS TO BE QUICK }

Musical notation for the oboe, including fingerings (232, 233, 234, 235) and dynamics (p, mf, ff).

Musical notation for the E♭/B♭ clarinet, including fingerings (7, 3, 5, 3, 5) and dynamics (p, f, cresc., ff).

Musical notation for the viola, including fingerings (5, 3, 7) and dynamics (f, cresc., ff).

Musical notation for the vibraphone, including fingerings (5, 6, 5, 3) and dynamics (mf, ff).

Empty staves for Hub Caps, Hand-Heid Instruments, Tam Tam, Tom Toms, and Pedal B. Drum.

Preview File Only



Tape

Voice

Oboe

E♭/B♭ Clarinet

Viola

Vibraphone

Hub 1  
Caps 2 3  
4 5

Hand-Held Instruments

Tam Tam

Tom Toms 2 3  
Pedal 4 5  
B Drum  
Large  
B. Drum

The musical score is written for multiple instruments and includes the following elements:

- Voice:** Lyrics include "LY MAR—RIED BE—FORE HER FA—THER'S RU—IN IS KNOWN" and "gp bei da". The instruction "sung full voice" is present above the staff.
- Oboe:** Features dynamic markings such as *f*, *mf*, and *p*, along with a *f* *cresc.* section. Measure numbers 237, 238, 239, 240, 241, and 242 are indicated.
- E♭/B♭ Clarinet:** Similar to the Oboe, it includes dynamic markings and a *f* *cresc.* section.
- Viola:** Includes dynamic markings and a *f* *cresc.* section.
- Percussion:** Includes staves for Vibraphone, Hub 1/Caps 2-5, Hand-Held Instruments, Tam Tam, and Tom Toms/Pedal B Drum/Large B. Drum.

The score contains various musical notations including triplets, sixteenth notes, and rests. A large blue watermark "Preview File Only" is oriented vertically across the center of the page.

Tape

Voice

Oboe

E♭/B♭ Clarinet

Viola

Vibraphone

Hub 1/23  
Caps 4/5

Hand-Held Instruments

Tam Tam

Tom Toms 2/43

Pedal B. Drum

Large B. Drum

B. Drum

The musical score is arranged in a standard orchestral layout. At the top is the 'Tape' part. Below it is the 'Voice' part with lyrics: [NAT], [THEN], [W]E, [EYE], [NE(T)], [TU(RN)]. The 'Oboe' part includes performance instructions like 'draw back from microphone' and dynamic markings. The 'Eb/Bb Clarinet' part has dynamic markings and articulation marks. The 'Viola' part includes dynamic markings and articulation marks. The 'Percussion' section at the bottom includes parts for Vibraphone, Hub/Caps, Hand-Held Instruments, Tam Tam, and Tom Toms/Pedal B. Drum/Large B. Drum/B. Drum. A large blue watermark 'Preview File Only' is oriented vertically across the center of the page.

\*' play as if your instrument were full of insects

Tape

Voice

Oboe

E♭/B♭ Clarinet

Viola

Vibraphone

Hub Caps

Hand-Held Instruments

Tam Tam

Tom. Toms Pedal B. Drum Large B. Drum

spoken gradually becoming more frantic

THE A-RABS MEMO(R)IES

slightly detached

REST ON SURFACE

L.V.

Tape

Voice

Oboe

E♭/B♭ Clarinet

Viola

Vibraphone

Hub  
Caps

Hand-Held  
Instruments

Tam Tam

Tom Toms  
Pedal  
B. Drum  
Large  
B. Drum

OF EA(SY) IT IS TO (BE)COME (RE)FU 7 GEES ALL MADE LIFE (EA)SI(ER) FOR THE (FOR)CES OF (OC)CU(PA)TION THERE WAS AN INCREASE IN

*Intoned rather than sung, exaggerate pronunciation as in a religious chant*

*keyed glissando*

*Psobito*

*see note \**

*mp*, *pizz.*, *Arco*, *mp*, *p*, *ff*, *f*, *cresc.*

*3*, *5*, *7*, *5:6*, *6*, *3*, *5*

\* while biting the reed, blow hard and rapidly change fingerings ad lib

Refuge Song #3

♩ = 58

Stop Tape

Tape

Voice

Oboe

E♭/B♭ Clarinet

Viola

Vibraphone

Hub 1  
Caps 2 3 4 5

Hand-Held Instruments

Tam Tam

Tom Toms 2 3 4  
Pedal  
B Drum  
Large  
B Drum

The musical score is written for a 3/8 time signature. The tempo is marked as ♩ = 58. The score includes a 'Tape' track at the top, followed by 'Voice', 'Oboe', 'E♭/B♭ Clarinet', and 'Viola'. The percussion section includes Vibraphone, Hand-Held Instruments, Tam Tam, and Tom Toms with Pedal and B Drum. The lyrics are: TORTURE IN DE TEN TION, ha [HER], I MI [I] [MIL]. Performance instructions include 'dignified but not stilted', 'calmly, legato', 'pp SEMPRE', and 'con sord'. Measure numbers 257, 258, 259, 260, and 261 are indicated. A 'Stop Tape' instruction is placed above the first measure. A large blue watermark 'Preview File Only' is oriented vertically across the center of the page.

Tape

PP *SOBITO*\*<sup>1</sup>

Voice

l jə [YEARN]      SI [SI(T)] I      VU: [VOOL]      jɔ: [YARN]

Oboe

262      263      264

E♭/B♭ Clarinet

Viola

Vibraphone

Hub 2/3  
Caps 4/5

Hand-Held Instruments

Tam Tam

Tom Toms 2/3  
Pedal 4/3  
B. Drum  
Large  
B. Drum

\*<sup>1</sup> the PP passages should be sung very close to the microphone - the effect should be of an increase in detail rather than an approach to silence



Tape

Voice

Oboe

E♭/B♭ Clarinet

Viola

Vibraphone

Hub Caps

Hand-Held Instruments

Tam Tam

Tom Toms

Pedal B Drum

Large B Drum

7  
[AN]

3  
[SEE]

pp SORBITO

[DIN]

[HA(T)]

[BORE]

[CA(T)]

7  
266

7  
267

5

5

5

9

7

5

5

5

5

5

5

3  
4

5

5

7

5

5

Tape

Voice

Oboe

E♭/B♭ Clarinet

Viola

Vibraphone

Hub 2/3  
Caps 4/5

Hand-Held Instruments

Tam Tam

Tom Toms 1/3  
Pedal 4/3  
B. Drum  
Large  
B. Drum

pp SEMPRE

bae  
[BA(T)]

we  
[WAY]

I

an  
[AN]

MI  
[MIN(T)]

Preview File Only

The musical score for page 56 consists of several staves. The top staff is for the Voice, featuring a vocal line with lyrics and phonetic notations: "bae [BA(T)]", "we [WAY]", "I", "an [AN]", and "MI [MIN(T)]". Above the voice staff, there are dynamic markings including "pp SEMPRE" and various articulation symbols like "q" and "7". The second staff is for the Oboe, the third for the E♭/B♭ Clarinet, and the fourth for the Viola. These instrumental staves contain complex musical notation including notes, rests, and fingerings. The bottom section of the score is for Percussion, with staves for Vibraphone, Hand-Held Instruments, Tam Tam, and Tom Toms (including Pedal, B. Drum, Large, and B. Drum). The percussion staves are mostly empty, indicating that these instruments are not active in this section of the score.

# FASTER ♩ = 88

Start Tape

Tape

Voice

Oboe

E♭/B♭  
Clarinet

Viola

Vibraphone

Hub  
Caps

Hand-Held  
Instruments

Tam Tam

Tom Toms  
Pedal  
B. Drum  
Large  
B. Drum

The musical score is written for a large ensemble. The vocal line includes lyrics: "n ma: [MA(RK)] 3: [FUR] MI 3 [MI(NT)] 2 5 7 me gr te dai: kae dai: 2". The score includes various musical notations such as triplets, slurs, and dynamic markings like *pp*, *ff*, and *cresc.*. The instrumentation includes Tape, Voice, Oboe, E♭/B♭ Clarinet, Viola, Vibraphone, and Percussion (Hub Caps, Hand-Held Instruments, Tam Tam, Tom Toms, Pedal B. Drum, Large B. Drum). The score is marked with a tempo of ♩ = 88 and a page number of 57.

Tape

Voice

Oboe

E♭/B♭ Clarinet

Viola

Vibraphone

Caps

Hand-Held Percussion

Tam Tam

Tom Toms  
Pedal B. Drum  
Large B. Drum

The musical score for page 58 includes the following parts and annotations:

- Tape:** A single staff with a few notes and rests.
- Voice:** A staff with lyrics: "h3i k k h3i t k h3i t l kkl t 5 kt kr tktkkr2". It includes dynamic markings like *mp* frozen and *p* close to microphone unvoiced, sickeningly moist.
- Oboe:** A staff with complex rhythmic patterns, including triplets and sixteenth notes. It features a "keyed glissando" and dynamic markings like *p* close to microphone.
- E♭/B♭ Clarinet:** A staff with rhythmic patterns and dynamic markings like *p* close to microphone.
- Viola:** A staff with rhythmic patterns and dynamic markings like *p* close to microphone.
- Hand-Held Percussion:** A staff with rhythmic patterns and dynamic markings like *p* SEMPRE.
- Tam Tam:** A staff with rhythmic patterns and dynamic markings like *mp*.
- Tom Toms, Pedal B. Drum, Large B. Drum:** A staff with rhythmic patterns and dynamic markings like *mp*.

**Tape**

**Voice**  
 sung full voice  
 me gr te dai kae  
 spoken  
 HIS (ONLY) CRIME HIS CON CERN  
 intoned rather than sung  
 IN-DUS-TRY HAS

**Oboe**  
 p close to microphone  
 f cresc.

**E♭/B♭ Clarinet**  
 p close to microphone  
 f cresc.

**Viola**  
 f cresc.

**Vibraphone**

**Hub Caps**

**Hand-Held Instruments**

**Tam Tam**

**Tom Toms**  
 Pedal B Drum  
 Large B Drum