

GEORGE BENJAMIN

PIANO
SONATA







Preview File Only

Faber Music Limited

London

*Bärenreiter-Verlag, Kassel : Boosey & Hawkes (Australia) Pty. Ltd., Sydney
Boosey & Hawkes (Canada) Ltd., Willowdale : G. Schirmer Inc., New York*

The following pedal markings are used in this score:

Sustaining pedal:		
Middle pedal:		
Soft pedal:		

A dotted line indicates the gradual release of a pedal.

Preview File Only

To Peter Gellhorn, with affection
PIANO SONATA

GEORGE BENJAMIN

I

Vivace (♩ = 120)

ppp staccato possibile

ppp

ppp

First system of musical notation, consisting of two staves. The upper staff contains a series of chords and single notes, while the lower staff contains a melodic line with eighth and sixteenth notes.

Second system of musical notation, consisting of two staves. The upper staff features chords with dynamic markings *d* and *ddd*. The lower staff continues the melodic line with various articulations.

Third system of musical notation, consisting of two staves. The upper staff has dynamic markings *mf* and *p*. The lower staff includes fingerings: 1, 3, 2, 1, 2.

Fourth system of musical notation, consisting of two staves. The upper staff has a *cresc.* marking. The lower staff includes fingerings: 5, 2, 1, 3.

Fifth system of musical notation, consisting of two staves. The upper staff has a *cresc.* marking. The lower staff includes fingerings: 2, 2, 1, 2, 1, 3, 2.

Sixth system of musical notation, consisting of two staves. The upper staff has dynamic markings *mf*, *f*, *p*, and *dim.*. The lower staff includes fingerings: 4, 5, 2, 1, 3, 2, 1, 3, 2. A *Red. ☒* marking is present at the end of the system.

First system of musical notation. Treble and bass staves. Dynamics include *ppp*. Performance markings include *Red.*, a square box, and a diamond box.

Second system of musical notation. Treble and bass staves. Dynamics include *pp* and *mf*. Performance markings include *Red.*, square boxes, and a circle.

Third system of musical notation. Treble and bass staves. Dynamics include *p*, *mp*, *mf*, and *pp*. Performance markings include *Red.*, square boxes, and a diamond box.

Fourth system of musical notation. Treble and bass staves. Dynamics include *cresc.*, *f*, *mf*, and *p*. Performance markings include *Red.*, a circle, and square boxes.

Fifth system of musical notation. Treble and bass staves. Dynamics include *mf*, *p*, *f*, and *p*. Performance markings include *Red.*, square boxes, and a circle.

Sixth system of musical notation. Treble and bass staves. Performance markings include *Red.* and square boxes.

First system of musical notation, featuring treble and bass staves. The music includes a *cresc.* (crescendo) marking and a *Red.* (ritardando) marking.

Second system of musical notation, featuring treble and bass staves. It includes a *Meno mosso* tempo change, dynamic markings of *f*, *ff*, *fff*, *p*, and *mf*, and a *Red.* marking.

Third system of musical notation, featuring treble and bass staves. It includes a *a tempo* marking, a *sfz* (sforzando) marking, and a *Red. sempre* (ritardando sempre) marking.

Fourth system of musical notation, featuring treble and bass staves. It includes *pp* (pianissimo) and *p* (piano) dynamic markings.

Fifth system of musical notation, featuring treble and bass staves. It includes *pp* and *p* dynamic markings, and a fingering sequence: 5 2, 3 1, 5 2, 2 1.

Sixth system of musical notation, featuring treble and bass staves. It includes *pp cresc.*, *mf*, *p cresc.*, and *sfz* dynamic markings, and *Red.* markings.

2

Lento (♩ = 54)

pp dark

Red. *ppp staccato possibile* *pp*

This system features a grand staff with three staves. The top two staves contain chords in the left hand, with the first chord marked *pp dark*. The bottom staff contains a melodic line in the right hand, starting with a rest followed by a series of eighth notes. A dynamic marking of *ppp staccato possibile* is placed over the first few notes, and *pp* is placed over the final notes. A dashed line with an '8' indicates an octave transposition for the final notes.

pp

Red. sempre Red. *ppp* *pp*

This system continues the grand staff. The left hand has a chord marked *pp*. The right hand continues with eighth notes. A dynamic marking of *ppp* is placed over the first few notes, and *pp* is placed over the final notes. A dashed line with an '8' indicates an octave transposition for the final notes. The instruction *Red. sempre* is written below the first two staves.

ppp *ppp* *ppp* *ppp*

Red. sempre

This system continues the grand staff. The left hand has a chord marked *ppp*. The right hand continues with eighth notes. Four dynamic markings of *ppp* are placed over the notes. A dashed line with an '8' indicates an octave transposition for the final notes. The instruction *Red. sempre* is written below the first two staves.

pp

Red. sempre *ppp*

This system continues the grand staff. The left hand has a chord marked *pp*. The right hand continues with eighth notes. A dynamic marking of *ppp* is placed over the first few notes. A dashed line with an '8' indicates an octave transposition for the final notes. The instruction *Red. sempre* is written below the first two staves.

System 1: Bass clef. Dynamics: *ppp*, *pp*, *ppp*, *mp*, *ppp*, *p*. Tempo: *accel.*, *a tempo*. Performance markings: *Red. sempre*, *Red.*, *Red.*, *Red.*. Includes an 8-measure rest and a fermata.

System 2: Bass clef. Dynamics: *p rich*, *pppp*, *ppp*, *pp*. Tempo: *accel.*. Performance markings: *Red.*, *Red.*. Includes an 8-measure rest and a fermata.

System 3: Bass clef. Dynamics: *ppp*, *ppp cresc.*, *ppp cresc.*. Tempo: *a tempo*. Performance markings: *Red. sempre*, *Red.*, *(Red. sempre)*. Includes an 8-measure rest and a fermata.

System 4: Treble and Bass clefs. Dynamics: *p*, *mp*, *p cresc.*, *f*. Performance markings: *Red.*, *(Red. sempre)*. Includes a fermata.

Red. sempre

attacca

3

very long

Allegro straziando (♩ = 80)

Red. sempre

Red.

Red. sempre

Red.

⊠

Red.

8

⊠

Più mosso (♩ = 96)

First system of the musical score. It features a grand staff with two staves. The left hand (L.H.) starts with a *fffz* dynamic and a square box below it. The right hand (R.H.) begins with *mf pesante*, followed by *mf* and *cresc.* dynamics. The R.H. part includes a sequence of notes with fingerings 1, 2, 3, 5, 2, 1, 2, 3, 1. A *Red.* marking with a square box is at the end of the system.

Second system of the musical score. The right hand (R.H.) starts with *f* and *ff* dynamics, with a measure marked 16. The left hand (L.H.) has *f* and *ff* dynamics. The R.H. part includes a sequence of notes with fingerings 1, 2, 3, 5 and the instruction "R.H. 5 (in 4 ♩)". The L.H. part has *mf* and *mf cresc.* dynamics. *Red.* markings with square boxes are present at the end of the system.

Third system of the musical score. The right hand (R.H.) has *ff* and *f* dynamics, with a measure marked 16. The left hand (L.H.) has *mf cresc.* dynamics. *Red.* markings with square boxes are present at the end of the system.

Fourth system of the musical score. The right hand (R.H.) has *ff* dynamics, with a measure marked 16. The left hand (L.H.) has *ff* dynamics. *Red. sempre* markings with square boxes are present at the end of the system.

Fifth system of the musical score. The right hand (R.H.) has *ff*, *mf*, *fff*, and *p* dynamics, with measures marked 8, 16, and 8. The left hand (L.H.) has *ff* and *mf* dynamics, with measures marked 8, 16, and 8. *Red. sempre* markings with square boxes are present at the end of the system.

Musical score system 1, measures 1-4. Treble clef (R.H.) and bass clef (L.H.). Measure 1: R.H. *f*, L.H. *f*. Measure 2: R.H. *ff*, L.H. *ff*. Measure 3: R.H. *ff*, L.H. *f cresc.*. Measure 4: R.H. *f*, L.H. *f*. Fingerings: 8, 5, 4, 2, 6, 2, 5, 2. Pedals: *Ped.* under measures 1, 2, 3, 4.

Musical score system 2, measures 5-8. Treble clef (R.H.) and bass clef (L.H.). Measure 5: R.H. *ff*, L.H. *ff*. Measure 6: R.H. *ff*, L.H. *ff*. Measure 7: R.H. *ffz*, L.H. *ffz*. Measure 8: R.H. *f*, L.H. *fff*. Fingerings: 2, 4, 2, 16, 2, 4. Pedals: *Ped.* under measures 5, 6, 7, 8.

Musical score system 3, measures 9-16. Treble clef (R.H.) and bass clef (L.H.). Measure 9: *mf*. Measure 10: *mf*. Measure 11: *mf*. Measure 12: *mf*. Measure 13: *mf*. Measure 14: *mf*. Measure 15: *mf*. Measure 16: *mf*. *accel.* above measure 10. *p cresc.* below measure 10. *ff* below measure 16. Pedals: *Ped.* under measures 9, 10, 11, 12, 13, 14, 15, 16.

Ped. sempre

Musical score system 4, measures 17-20. Treble clef (R.H.) and bass clef (L.H.). Measure 17: R.H. *f*, L.H. *f cresc.*. Measure 18: R.H. *ff*, L.H. *ff*. Measure 19: R.H. *ff*, L.H. *ff*. Measure 20: R.H. *ff*, L.H. *ff*. Fingerings: 8, 1, 8, 1, 8, 1. Pedals: *Ped.* under measures 17, 18, 19, 20.

System 1: Treble clef, bass clef. Dynamics: *f* *cresc.*, *ff*, *ff*, *più f*. Includes an 8-measure repeat sign in the treble clef.

System 2: Treble clef, bass clef. Dynamics: *ff*, *ff*, *ffz*, *mf*. Includes an 8-measure repeat sign in the bass clef and a first ending bracket in the treble clef.

System 3: Treble clef, bass clef. Dynamics: *mf*, *f*, *mf*, *ff*. Includes a first ending bracket in the treble clef.

System 4: Treble clef, bass clef. Dynamics: *ff*, *mf*, *mf*, *p*. Includes a first ending bracket in the bass clef.

16

f \rightarrow *pp dim.* *pppp*

Red.

16

mf \rightarrow *pp dim.* *pppp*

Red.

8

p \rightarrow *pppp*

Red.

8 16

ppp \rightarrow *pp dim.* *pppp*

Red.

III \rightarrow sempre Δ Red. \boxtimes Red.

pp *Red.* *Red.* *f* *p* *pp* *f* *f*
☒ III ☒

8 *p* *p* *pppp* *mf* *pp*
☒ ☒ 8

R.H. 8 L.H. 8 R.H. 5 1 3
ppp legato *poco cresc.* *mf* *sfz*
Red. sempre ☒

8 *pp* *p* *pppp* *p* *f*
Red. *Red.* ☒