

Vitalija Glovackyte

GLITCH

for portable tape player
and double bass

Manchester, 2014

to Otto
Glitch no.1

for cd player and contrabass

Vitalija Glovackyte
 2013

press 'start'
 on stopwatch
00:00

00:06

♩=60

Tape

Double Bass
 (A tuned to B \flat ,
 G tuned to F)

1) Press play on cassette player.

2) play loud, extremely
 rapid pitchless noise.

fff drastic, harsh sound

00:14 00:15

Tape

Db.

00:34

00:38

00:41

00:45

Tape

Db.

Play with pressure slightly
 heavier than harmonic.
 sul pont.

3) $\overset{I}{0}$

4) *gliss.*

ff strangling, tense sound

fff *fff* *fff*

- 1) Press play on cassette player and wait for the first sound in audio material (a clip), which is a trigger for starting the stopwatch.
- 2) The graphics indicate pitchless noise created by striking, bowing etc. with fingers, palms, any part of bow etc. on any part, string/s of instrument.
- 3) Ordinary note heads without stems indicate approximate pitch.
- 4) Wavy lines indicate the approx. amount of pitch alteration. The fluctuations in the line indicate slight changes in bow pressure/speed, which also slightly alters the pitch.

00:48 00:56 00:58 01:00

Tape

Db.

01:02 01:07 01:09 01:11 01:15

Tape

Db.

01:19 01:22 01:29 01:31 01:33

Tape

Db.

1) Pulling the string away from finger board.
 2) Stems without note heads indicate imprecise pitch.
 3) Whilst bowing on side of body slowly angle the bow to also touch the string and play with extreme pressure (e.p.).
 4) Dampen any part of string and play col legno. Resulting sound should be pitchless.

00:56 00:58 01:00

I
sul pont.
1) gliss. whilst
bending string
gliss.
fff f

01:02 01:07 01:09 01:11 01:15

sim.
poco cresc.
fff ff ffff
gliss. any strings
from halfway up
fingerboard
gliss.
I
2) start from just
above the fingerboard
pizz.
ff f poco
molto sul pont.
gliss. as far from
fingerboard
as poss.

01:19 01:22 01:29 01:31 01:33

pizz. I
pizz.
bow
on side
of body
ord. -> e.p. col legno
pppp sfff:f

01:35 01:38 01:45 01:47

Tape

improvise very rapid, delicate material in the highest tessitura

Db.

pp ffff f fff sim.

gliss. trem. gliss.

ord.

01:49 01:53 01:58 02:01

Tape

imp. very rapid material on string I inbetween F-B

Db.

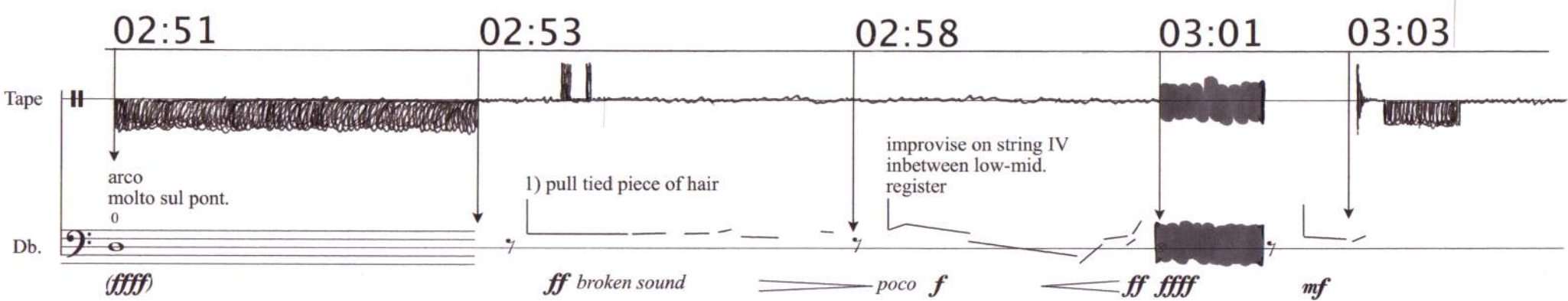
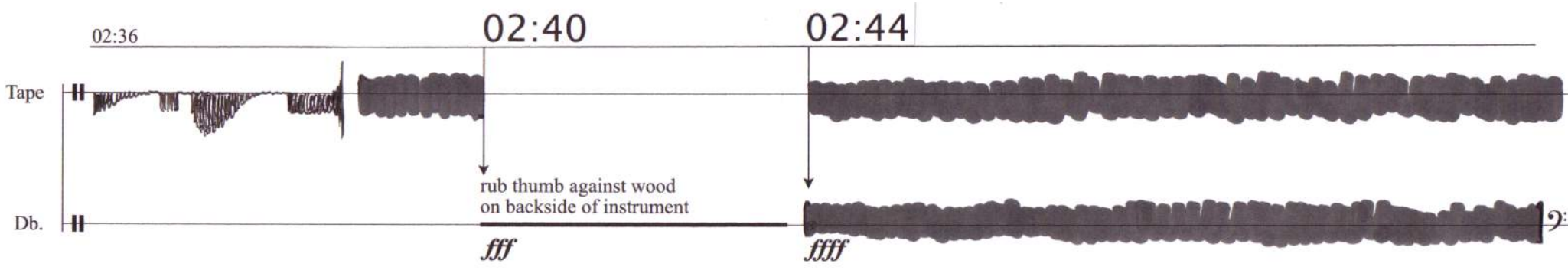
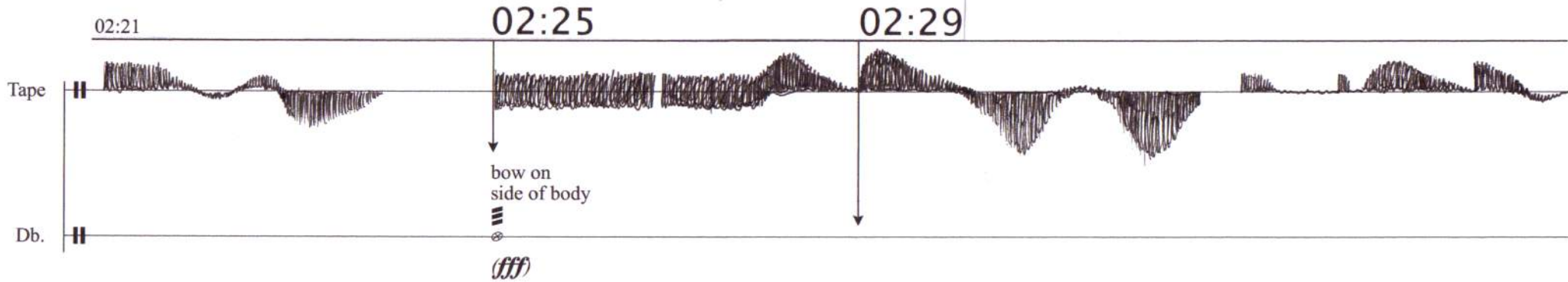
ff p pizz. I

02:05 02:07 02:16

Tape

Db.

p 3



1) A piece of bow hair should be tied to string D and pulled with thumb and index finger to the opposite side of instrument. The tension caused by rubbing should produce a broken, strangled sound.

03:05 03:09 03:11

Tape

Db. *p* *(p)* *ffff*

pizz. 3 immediately dampen both strings

03:18 03:21 03:26 03:31

Tape

Db. ? IV, ord. *ff* *ffff* *mf* *fff*

gliss. any strings from mid. to low register

gliss.

molto sul pint. 0

III, II

03:35 03:44 03:46

Tape

Db. 1) *ffff* *fff* *mf* *fff*

molto sul pint. 0

III, II

1) Improvise on top whilst playing tremolo at the same time. Any additional material (pizz., pluck, strike, bow etc.) is appropriate, as long as pitch B \flat is audible.

03:50

03:53

03:56

04:02

Tape

Db.

III, II

mf *fff* *fff*

leave the strings to ring

stand still

start detuning string E to C

04:04

04:15

Tape

Db.

bow on side of body

ff

04:18

04:19

04:30

Tape

Db.

continue detuning string E to C

molto sul pont.


P

05:35

Tape



Db.




05:00

05:10

Tape




Db.




05:12

05:19

Tape



Db.



stay still until 05:31



